

PHELAN PIÑON HILLS COMMUNITY SERVICES DISTRICT

PARKS AND RECREATION MASTER PLAN

FEBRUARY 2019



TABLE OF CONTENTS

Executive Summary	1
Introduction	1
Planning Process Summary	1
Key Issues and Recurring Themes Summary	2
Recommendations	2
I. The District at a Glance: About this Plan	5
A. Purpose of this Plan	5
B. History of Phelan Piñon Hills Community Services District Parks and Recreation	5
C. Parks and Recreation District Overview	6
D. Methodology of this Planning Process	8
E. Related Planning Efforts and Integration	9
II. Needs Assessment: Demographics and Trends	11
A. Phelan Piñon Hills Community Services District Demographic Profile	11
B. Park and Recreation Influencing Trends	19
C. Community and Stakeholder Engagement	28
D. Community Survey Summary	32
E. Organizational and Program Analysis	58
III. Inventory, Level of Service Analysis, Geographic Distribution and Future Actions	61
A. Inventory	61
B. Population Based Standards Overview	64
C. Geographic Distribution	65
D. Planning Actions that Could be Used to Offset Deficiencies	74
E. Park Level Of Service/Geographic Distribution Summary of Findings	74
IV. Key Issues and Recurring Themes Summary	77
V. Recommendations and Action Plans	79
A. Recommendations	79
B. Goals and Objectives	79
C. Action Plan and Prioritization	83
Appendix A: Open Ended Survey Comments	93

Table of Figures

Figure 1: Demographic Overview of the Study Area	11
Figure 2: District and Population Growth Trend	12
Figure 3: 2018 Estimated Population by Age Cohort between 2010 and 2023	13
Figure 4: District, State, and Nationwide Comparison of Racial and Ethnic Character	14
Figure 5: Median Earnings in 2016 By Educational Attainment	15
Figure 6: 2018 Educational Attainment of District and Adults (ages 25+)	15
Figure 7: Median and Disposable Household Income	16
Figure 8: 2018 Employment by Industry in Phelan Piñon Hills Community Services District	17
Figure 9: County Health Ranking Model	18
Figure 10: 2018 California Health Ranking Overview	19
Figure 11: 2018 Phelan Piñon Hills Community Services District Recreational Expenditures	20
Figure 12: PPHCSD Generational Comparisons from 2018 - 2023.	21
Figure 13: Generational Characteristics	21
Figure 14: Fitness and Health Participation in Phelan Piñon Hills	23
Figure 16: “Splash Pad” (Google trends).	24
Figure 17: Overview of Existing Parks	61
Figure 18: Piñon Hills Community Center and Park	62
Figure 19: Phelan Community Center and Park	63
Figure 20: Map Showing areas within a 15-minute Bike Ride from Origin to Park Destination	67
Figure 21: Map Showing areas within a 5-minute Drive-time from Origin to Park Destination	67
Figure 22: Community Areas not as Well Served by Existing Parks	68
Figure 23: Existing Population Densities based on Broad Traffic Analysis Zones from SCAG.	69
Figure 24: Existing Population Densities based on Broad Traffic Analysis Zones from SCAG.	70
Figure 25: Current Population Densities	70
Figure 26: Future Population Densities based on Broad Traffic Analysis Zones from SCAG	71
Figure 27: Anticipated Population Growth Areas	72
Figure 28: Future Park Development Opportunities and Associated Drivesheds.	72
Figure 29: PPHCSD with Schools Shown	73

Table of Tables

Table 1: 2018 District Housing Profile	16
Table 2: Generational Age Categories	20
Table 3: Hispanic Population Change over Time	22
Table 4: Meetings and Activities at the Community Centers	60
Table 5: Summary of Park Acreages	62
Table 6: Summary of Park Amenities	63
Table 7: Recommended Park Standards and Current Situation	64
Table 8: Recommended Recreation Amenity Standards.	65
Table 9: Populations within Close Proximity to Existing Parks	66
Table 10: Populations within Close Proximity to Existing Parks and Future Parks on PPHCSD Lands	73

Acknowledgments

Current Board of Directors

Alex Brandon, President
Charlie Johnson, Vice President
Kathy Hoffman, Director
Deborah Philips, Director
Mark Roberts, Director

Former Directors Involved in Plan Development

Al Morrissette
Cathy Pace
Dan Whalen

Community Services Staff Involved in Plan Development

Don Bartz, General Manager
Steve Lowrance, Parks Operations Supervisor
Kim Ward, HR Manager/Executive Secretary

Consultant Team

GreenPlay, LLC
KTUA
RRC Associates

For more information about this document, contact GreenPlay, LLC
At: 1021 E. South Boulder Road, Suite N, Louisville, Colorado 80027, Telephone: 303-439-8369
Email: info@greenplayllc.com www.greenplayllc.com

THIS PAGE INTENTIONALLY LEFT BLANK

EXECUTIVE SUMMARY

INTRODUCTION

This Comprehensive Master Plan for the Phelan Piñon Hills Community Services District (PPHCSD) serves as an update to the previous plan and provides a view of current conditions of parks and recreation within the District. The PPHCSD provides parks, recreation programming, events, and other services to residents within the District. This Comprehensive Master Plan update allows the District to assess the current level of service provided by parks, open spaces, trails, and recreation facilities. It offers the District a clear set of goals, policies, and standards that will allow for informed and data driven decision-making and communication with staff and the Board. This plan has been developed with an abundance of community and stakeholder input, which is a vital component of this master planning effort.

With two parks, two community centers, two senior centers, and a variety of activities for residents, kids, and seniors, the PPHCSD Parks and Recreation Department provides beautiful outdoor spaces and engaging recreation for the residents of the Phelan and Piñon Hills communities. The

Phelan Piñon Hills Community Services District (PPHCSD) is expected to grow at an average rate of 0.77 percent from 2018 to 2023; projections estimate that the population will reach over 26,000 people by 2032.

This information, along with significant feedback from stakeholders and the public, served as the basis for the development of goals and recommendations for guiding investment in parks, facilities, and recreational services into the future.

PLANNING PROCESS SUMMARY

A project team that included District staff has guided this project. This team provided input to the consultant team throughout the planning process, resulting in a collaborative effort to create a plan that blends the consultant’s expertise with community input and history.

The plan includes a comprehensive public input process encompassing public meetings, focus groups, and a statistically-valid survey, an open-link



survey and a teen survey. Analysis of all collected data provides an understanding of how well the Parks and Recreation Department is currently meeting the community's expectations and allows for the development of recommendations to improve and enhance the level of services, facilities, and programs provided.

It is important to utilize various methods for gathering input and assessing community needs while developing a master plan. Each piece is vital to the process and should be looked at collectively. Communities that gather input via open forums and surveys, statistically-valid surveys, and national standards tend to get a more accurate depiction of needs.

The project consisted of the following tasks:

- Community/Stakeholder Engagement and Statically-Valid Survey, Open-link Survey, and Teen Survey
- Comprehensive Facility Inventory and Level of Service Analysis
- Program Assessment and Analysis
- Needs Assessment
- Operational and Marketing Analysis
- Recommendations: Goals, Objectives, and Action Plan

KEY ISSUES AND RECURRING THEMES SUMMARY

Generally, findings from the public input process consistently identified an appreciation of existing parks, programs, and services being offered by the PPHCSD. The community generally indicated that the current community centers and senior centers all are in need of updating. Key issues were identified using a number of tools including review of existing plans and documents, focus groups, stakeholder meetings, a community survey, inventory, and level of service analysis. The information gathered from these sources was evaluated, and the recommendations were developed that address these key issues.

.....
Recurring Themes list are not in priority order:

- **Need for diverse communication**
- **Desire for aquatic facilities**
- **Need for teen programming/special events/activities**
- **Need for athletic fields**
- **Desire for indoor athletic courts**
- **Desire for new amenities**
- **Updating of facilities**
- **Desire for community/family special events**
- **Need for shade and wind protection during warm seasons**
- **Protected indoor uses are needed during the cold seasons**

.....

RECOMMENDATIONS

After analyzing the findings that resulted from this process, including the Key Issues Matrix, a summary of all research, qualitative and quantitative data, inventory, LOS analysis, public input sessions, and input collected for this study, a variety of recommendations have emerged to provide guidance in consideration of how to improve parks and recreation facilities, programs, and services for the PPHCSD Parks and Recreation Department. Recommendations describe ways to enhance the level of service and the quality of life through improved facilities and amenities, dedication to affordability of services and programs, improved programming and service delivery, organizational efficiencies, and increased financial opportunities. Details are provided in **Section V**.

"When my grandchildren come visit, we walk to the park. The kids like to climb around, slide, and swing at the playground."
- Survey Comment

The following recommendations are made based on the entirety of the master plan process which was inclusive of members of the community.

The recommendations describes ways to enhance the level of service and the quality of life of PPHCSD residents.

The following goal areas were identified for focus for the District by the consultant team and the District's Leadership:

- Organizational
- Program and Service Delivery
- Facilities and Amenities
- Level of Service
- Finance

The District has stated in previous grant planning documents that it is looking to develop a large park facility that would have athletic fields, as well as standard park integrity.

RECOMMENDATIONS SUMMARY

Improve Organizational Efficiencies

- Enhance and improve external communication regarding District activities, programs, and services to increase community awareness
- Staff appropriately to meet current demand and maintain established quality of service
- Develop Joint Use Agreements (JUA) and Memoranda of Understanding (MOU) with the School District that are beneficial to both the School District and the Parks and Recreation Department
- Explore additional partnerships to assist with funding, volunteering, and marketing
- Form Youth and Teen Advisory Councils to review park and facilities rules
- Explore making the facility and park rental fee easier

Continue to Improve Programs and Service Delivery and Ensure Affordability

- Continue to monitor the participation and usage of the programs, facilities, and services and make appropriate adjustments based on collected data
- Enhance special event programming
- Explore opportunities to increase fitness and wellness programming and service delivery based on demand and trends
- Continue to work with other service providers to develop programs and services to meet demand and trends

- Continue to monitor affordability of programs and services
- Work to expand programs and services offered by the District

Maintain Existing Parks, Facilities and Amenities

- Maintain and improve existing park, facilities, and amenities
- Explore adding additional indoor recreational facilities and amenities, additional parks, and additional outdoor recreational facilities and amenities that can serve as community gathering spaces
- Update Existing Community Centers and Senior Centers and consider combining the Senior
- Centers into one enhanced Senior Center with additional space and amenities
- Explore adding an indoor or outdoor aquatic facility
- Other actions that could be taken to address the deficit of park facilities would include several non-acquisition items

Increase Financial Opportunities

- Explore additional funding options
- Explore opportunities to increase sponsorships
- Pursue grant and philanthropic opportunities
- Review current program and rental fees

THIS PAGE INTENTIONALLY LEFT BLANK

I. THE DISTRICT AT A GLANCE: ABOUT THIS PLAN

A. PURPOSE OF THIS PLAN

The purpose of this plan is to evaluate the Phelan Piñon Hills Community Services District (PPHCSD) parks, facilities, and amenities, and to provide the District with a Comprehensive Master Plan that can be used as a blueprint for managing the system and planning for future growth and maintenance. The PPHCSD Strategic Plan 2018 identified the need for the Parks and Recreation Department to develop a master plan. The result of this project will be to provide the District with usable information in the areas of asset inventory, level of service assessment, and community feedback through citizen engagement in order to guide planning over the next 5-10 years. The final product is a report that includes goals, objectives, and actionable and implementable strategies to help guide the District’s recreation programming, park renovations and improvements, facility renovations, development and enhancements, and marketing.

B. HISTORY OF PHELAN PIÑON HILLS COMMUNITY SERVICES DISTRICT PARKS AND RECREATION

In February 2008, the citizens of Phelan and Piñon Hills overwhelmingly voted to separate the Water, Parks and Recreation, and Street Lighting Districts from the County and create a Community Services District. The PPHCSD was established through an election on February 5, 2008. With an 81 percent approval rating, the voters approved the formation of the District as a consolidation of three special districts – Zone-L70 Water, CSA-9 Phelan Parks and Street Lighting, and CSA56-F1 Piñon Hills Parks. This consolidation enabled the communities to establish a form of self-governance while maintaining their individual rural integrity. The 128 square mile District is the largest Community Service District in San Bernardino County. In March



2008, the Phelan Piñon Hills Community Services District was formed (LAFCO Resolution 2994), with a five-member Board of Directors elected to govern the District.

Between March 2008 and June 30, 2008, during the early stages of the transition, the District continued to be operated and maintained by the County of San Bernardino Special Districts. From July 1, 2008 through October 2008, the Directors outsourced the operations and maintenance of the District and began the recruitment process. In August, a General Manager was hired, and between October and November 2008, the majority of the remaining staff was employed.

C. PARKS AND RECREATION DISTRICT OVERVIEW

Parks and Recreation is a department of the PPHCSD. With two parks, two community centers, two senior centers, and a variety of activities for adults, youth, and seniors, the PPHCSD Parks and Recreation's goal is to provide beautiful outdoor spaces and engaging recreation for the residents of the Phelan and Piñon Hills communities. The District continues to expand and improve these facilities to promote use. PPHCSD partners with various groups throughout the District to create programs that are beneficial to the community at large. The District also partners with local sports organizations to create sports programs and activities in the community. The District owns two vacant parcels for future park and recreation facilities: 55 acres on Johnson Road and 80 acres on Sheep Creek. In addition, the District owns a 4-acre parcel on Warbler Road east of Phelan Park. A 25-acre parcel was also recently acquired by the District on Chateau Road. With events including children's craft classes, native plant workshops, cooking classes, the annual Senior Health Fair, and more, there is always an activity or event for everyone. PPHCSD offers events and workshops for everyone from youth to seniors.

Parks and Recreation manages and maintains District owned parks and recreation facilities to provide quality and safe facilities to meet the needs of the community. It provides planning for facility development and improvement projects. Additionally, it provides development of projects and events for recreation, programs, and activities of the District.

Parks and recreation are a vital component to the PPHCSD community. They provide safe areas for activities of individuals, families, and groups.

The Parks and Recreation Department staff consists of a supervisor and two part-time parks and recreation workers.

The Department provides the following primary services:

- Implement District policies pursuant to Board direction.
- Work collaboratively with local entities, including the Snowline School District, Phelan and Piñon Hills Chambers of Commerce, Phelan and Piñon Hills senior groups, various clubs and sports groups.
- Grounds keeping, tree service, facility clean-up: raking, weeding, picking up litter, emptying trash, and recycling.
- Repair and maintenance park structures and playgrounds: inspect equipment for safety and vandalism; perform preventative maintenance and repairs as needed.
- Community Center and Senior Center reservations, repairs, and maintenance; opening/closing centers; cleaning and supplying facilities daily.
- Develop and provide a variety of recreation programs.
- Develop, provide, and participate in community events.

The mission of the Phelan Piñon Hills Community Services District is also the mission for the Parks & Recreation Department.

Mission of the PPHCSD

"Our mission is to efficiently provide authorized services and maximize resources for the benefit of the community."

Our Services Include:

Water – Parks & Recreation – Solid Waste & Recycling – Street Lighting

The Parks & Recreation Department follows the vision of the PPHCSD.

Vision of the PPHCSD

In five years, the District would like to say:

- We have considered and adopted a more definitive plan for the civic complex.
- We have completed the Phelan Park expansion.
- We continue to meet industry standards and maintain sound fiscal policies.
- We have commissioned and are implementing master plans in all of our service areas.
- We continue to foster relations through public and private partnerships.
- We have effectively established a stand-alone solid waste and recycling enterprise.
- We are on-track with the necessary replacement of our water infrastructure.
- We have completed a property management plan.
- We are successfully dealing with employee succession and retention.
- We have considered all methods of communicating with our community.
- We are meeting and are compliant with all state, federal, and local agencies' standards and mandates for our services.

The following Strategic Elements for Parks & Recreation were identified in the PPHCSD Strategic Plan 2018:

2.0 Parks, Recreation & Street Lighting

Objective: To maintain safe and enjoyable parks and activities for the community and to expand them as the needs of the community grow and funding opportunities develop.

Strategy: Complete the expansion of Phelan Park, implementing Parks CIP Projects, developing a plan for relevant portions of the Civic Complex, working with outside public and private organizations in developing parks and recreation programs, and continuing with maintenance schedules.

Measurement: We will know we have achieved the objective of this element if, within five years, we are completing our park and community center maintenance schedules, replacing park and community center items per the 10-Year Capital Improvement Plan, have developed a plan for the Parks and Recreation portion of the Civic Complex, have programs in place in partnership with outside entities, and have all elements of the Phelan Park expansion completed.

2.1 Develop a Master Plan for Parks and Community Centers

In addition to updating the 10-year CIP for Parks and Community Centers as part of the annual budget process, a master plan would be prepared. This plan will describe existing operations and equipment and identify long-term methods, operations, replacements, repairs, and potential expansion of parks and community centers within the District.

2.2 Meet Community Center and Park Maintenance Schedules

In order to provide safe and desirable community facilities, a maintenance schedule must be followed. The District's current maintenance schedule will have a comprehensive review to ensure that it encompasses all maintenance aspects of parks facilities. A timeline will be assigned to all maintenance tasks.

2.3 Complete Phelan Park Expansion

Phelan Community Park is the primary park utilized by District residents for a variety of activities, including music in the park, school field trips, and recreational activities such as basketball.

2.4 Develop Plans for Parks Portion of the Civic Complex Development

Part of the Civic Complex vision includes a multi-purpose, size efficient building to be utilized for recreation and event purposes. For example, the building could be used for many types of community events and gatherings, both public and private, such as for the farmers market, weddings, receptions, activities, and more. Our strategy is to conduct a community process to explore amenity funding and options for the development of the complex, make a deliberate Board decision on project elements and phasing, and to complete construction-level designs and project-finance plans within five years.

2.5 Public and Private Partnerships for Parks and Recreation Programs

The District will continue working with local civic groups and businesses to promote District events and participate in community events. These groups include, but are not limited to, the Phelan and Piñon Hills Chambers of Commerce, Phelan and Piñon Hills Senior Groups, Snowline Joint Unified School District, Kiwanis Club, Mojave Archers, and CR&R. Promote volunteer hosting and co-sponsorship of District classes and programs. Consider programs, such as “Adopt a Park” or “Park Pals” to encourage businesses and residents to become stewards of public areas.



The PPHCSD Strategic Plan 2018, establishes Strategic Plan Goals (SPG) for the Department for 2018/2019:

- Continue to improve park operations-SPG 2.2, 3.6
- Continue to provide additional training for staff- SPG 6.5
- Continue pursuit of additional recreation programs in partnership with businesses, clubs, and local sports associations - SPG 2.5
- Continue pursuit of additional recreational programs to meet community needs - ongoing
- Continue to repair or replace approved equipment and facilities from the 10-year maintenance plan - SPG 3.4, 3.6
- Complete design, removal and installation of Phelan parking lot - SPG 3.4, 3.6
- Complete study and development of a parks master plan - SPG 3.4, 3.6

D. METHODOLOGY OF THIS PLANNING PROCESS

GreenPlay, LLC, whose project team also included KTUA Landscape Architects and RRC Associates, worked with the staff and residents of the Phelan Piñon Hills Community Services District in developing this Master Plan. The process offered many opportunities for public input through focus groups, stakeholder meetings, public meetings, an invitation survey, and an open link survey.

The project consisted of the following tasks:

Project Coordination, Strategic Kick-Off, and Determination of Critical Success Factors

- Initial Strategic Kick Off meeting held via conference call
- Detailed work plan discussed and finalized
- Initial startup document package reviewed
- Critical Success Factors identified
- Project schedule approved

Public and Stakeholder Engagement

- Staff Focus Group Meeting
- Staff Strengths, Weaknesses, Opportunities and Threats (SWOT) Analysis
- Public Focus Group Meetings – 35 participants in 5 focus groups
- Stakeholder Meetings (5)
- Senior luncheon with 75 participants
- Board of Directors Meetings
- Staff Debriefing Meetings
- Open Public Forum – Meeting with all stakeholders to share findings, preliminary recommendations, and to gather any remaining thoughts and concerns

Statistically-Valid Random Invitation Community-Wide Survey

- Survey developed based on information gathered during input week and feedback from PPHCSD staff.
- The District mailed surveys to all residents of the District
- An additional teen specific survey was developed and distributed with the help of the school district
- An open link web survey was available to residents
- 325 mailed survey responses
- 268 open link survey responses
- 167 teen survey responses

Market Assessment

- Demographics and Population Projections
- Trends Analysis
- Program Analysis

Programs and Services Gaps Analysis

- Park and facility tours
- Reviewed recreation/customer service programs/sports programs, policies, and practices

Operational Analysis

- SWOT (Strengths, Weaknesses, Opportunities, and Threats) Analysis

Inventory and Level of Service Analysis

- Site inventory & assessment of parks, facilities, and amenities
- Recommendations (areas of focus & goals and individual park enhancements)

Final Plan, Presentations, and Deliverables

- Results of the public input process
- Results of the statistically-valid random invitation survey
- Appropriate written materials and graphics, PowerPoint presentations, slides, and photographs that can be used for public presentations
- Presentation of the final plan

Details for the major tasks are summarized in the following sections.

E. RELATED PLANNING EFFORTS AND INTEGRATION

To facilitate the comprehensive analysis of the District and develop future recommendations, review of other Phelan Piñon Hills Community Services District documents was conducted and included the following documents and findings:

- PPHCSD Strategic Plan 2018 – indicated that the Parks & Recreation Department follows the District’s mission and vision, as well as identified strategic elements for Parks and Recreation.
- PPHCSD Parks and Recreation 2017/2018 Budget Information as provided by the Department
- Community Center Rental Brochure

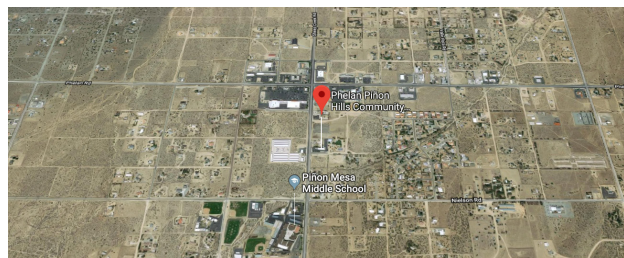
The following actions were identified in the PPHCSD Strategic Plan 2018 for Parks & Recreation:

Vision to Action Table		
Strategic Element	Strategic Goals	Completion Time Frame
2.0 Parks & Recreation	2.1 Develop a Master Plan for Parks and Community Centers	2017/2018
	2.2 Meet Community Center and Parks Inspection and Maintenance Schedule	Annually
	2.3 Complete Phelan Park Expansion	2021/2022
	2.4 Develop Plans for the Parks Portion of the Civic Complex Development	2018/2019
	2.5 Public and Private Partnerships for Parks and Recreation Programs	Ongoing
	2.6 Street Lighting	Ongoing

II. NEEDS ASSESSMENT: DEMOGRAPHICS AND TRENDS

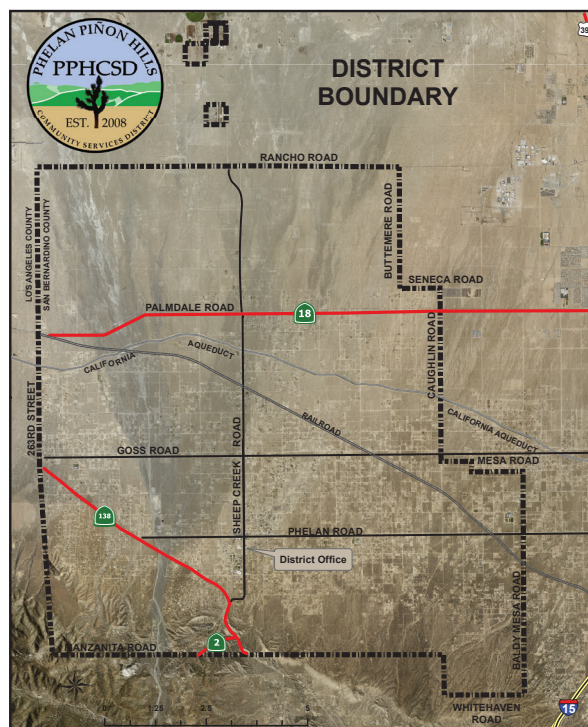
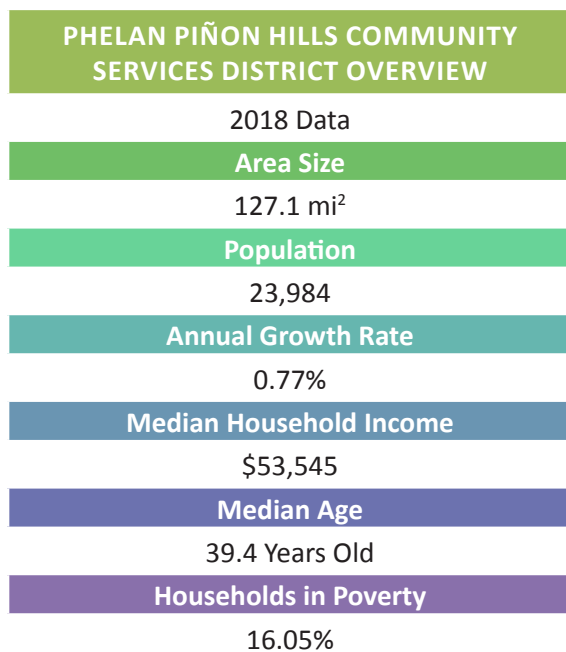
A. PHELAN PIÑON HILLS COMMUNITY SERVICES DISTRICT DEMOGRAPHIC PROFILE

In order to arrive at informed recommendations and for future decision making, population data was analyzed, and relevant parks and recreation trends that could affect PPHCSD service provision were assessed. The following key community characteristics and were analyzed to identify current demographic statistics and trends that can impact the planning and provision of services.



Source: Esri Business Analyst
Image: Google Maps, June 2018

Figure 1: Demographic Overview of the Study Area



This demographic profile was compiled in July 2018 from a combination of sources including the Esri Business Analyst, American Community Survey, and U.S. Census. The following topics are covered in detail in this report:



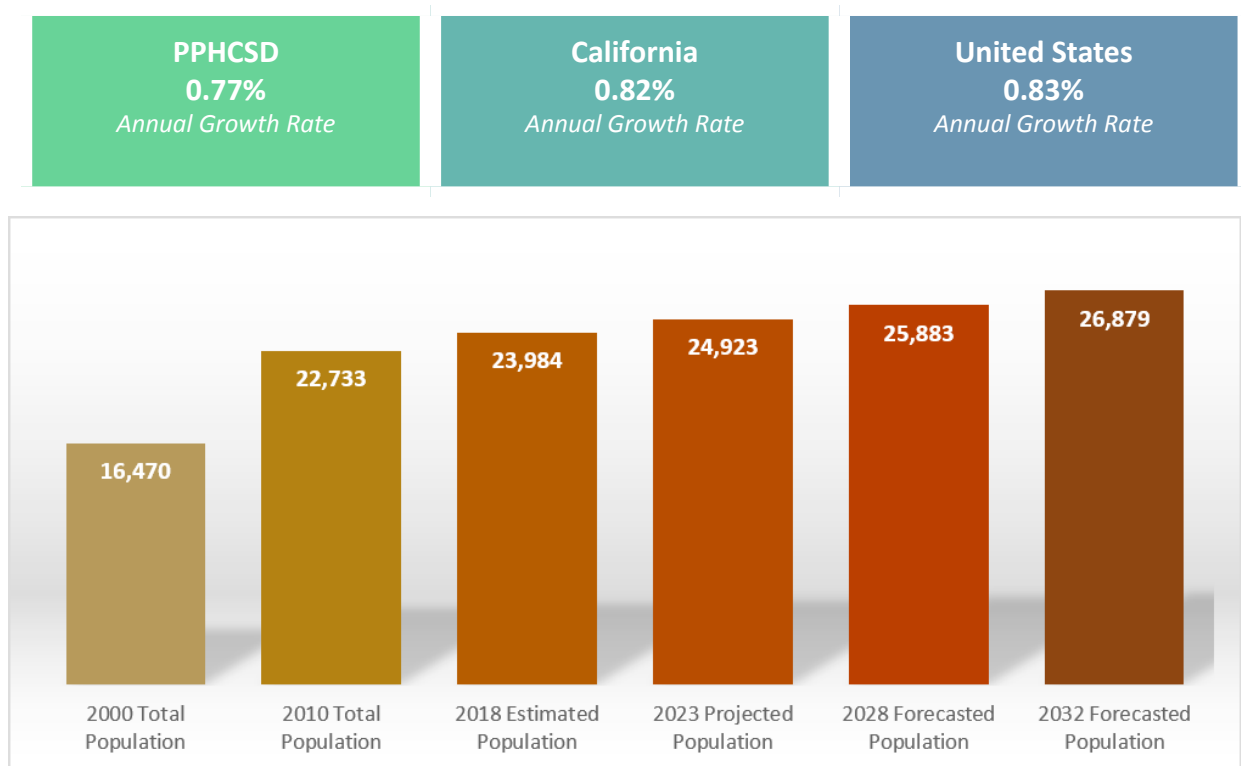
Population Projections

Figure 2 contains actual population figures based on the 2000 and 2010 U.S. Census, in addition to estimates of 2018 and 2022 population by ESRI Business Analyst. Using the average annual growth rates between 2018 and 2023, projections were calculated for 5 and 10 year increments until 2032.



The Phelan Piñon Hills Community Services District (PPHCSD) is expected to grow at an average rate of 0.77 percent annually from 2018 to 2023. Projections estimate that the population will reach over 26,000 people by 2032. PPHCSD has a lower population growth than Johnson County, the State of California, and the United States.

Figure 2: District and Population Growth Trend



Source: U.S. Census Bureau and Esri Business Analyst Population Projections
 *2018 – 2028 growth rate of 0.77% used to forecast 2028 – 2032 population

Population Age & Gender Distribution

PPHCSD is made up of 51 percent males and 49 percent females. The existing and projected population of different age groups, or cohorts, is illustrated in the following series of figures. As demonstrated in **Figure 3**, the district has significant age distribution changes from 2010 to 2023. Knowing this can help inform in planning recreation services for specific age groups.

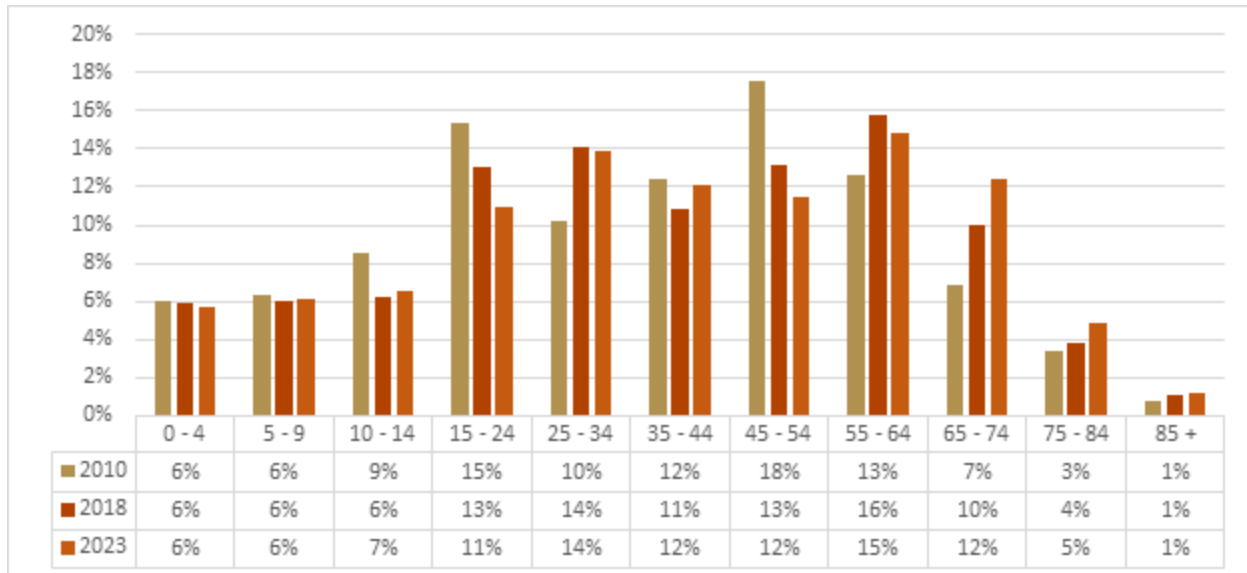


The median age is expected to increase from 38.3 years of age in 2010 to 40.5 years in 2023. This can also be seen when looking at the shift of age groups in **Figure 3**. The age group of 15 to 24-year-olds is expected to decline four percent by 2023. Similarly, the age group of 45 to 54 year olds is also expected to decrease by the six percent. The age group expected to see the most growth is the 65 to 74-year-olds, with a five percent increase.

Median Age



Figure 3: 2018 Estimated Population by Age Cohort between 2010 and 2023



Source: Esri Business Analyst

Race/Ethnicity

Prior to reviewing demographic data pertaining to a population’s racial and ethnic character, it is important to note how the U.S. Census classifies and counts individuals who identify as Hispanic. The Census notes that Hispanic origin can be viewed as the heritage, nationality, lineage, or country of birth of the person or the person’s parents or ancestors before arrival in the United States. In the U.S. Census, people who identify as Hispanic, Latino, or Spanish may be any race and are included in all of the race categories.

All race categories add up to 100 percent of the population, the indication of Hispanic origin is a different view of the population and is not considered a race. **Figure 4** reflects the approximate racial/ethnic population distribution for the District, State of California, and the United States, based on the 2018 estimates from the U.S. Census. Understanding the populations in the area can inform marketing and communication strategies, in addition to programming strategies.



Overall, the Phelan Piñon Hills Community Services District is more diverse than the state of California and the nationwide average. The Hispanic population in Phelan Piñon Hills Community Services District is about ten percent higher than the state, and is expected to increase to over 40 percent in 2023. Over 81 percent of the population in Phelan Piñon Hills Community Services District is White/Caucasian.

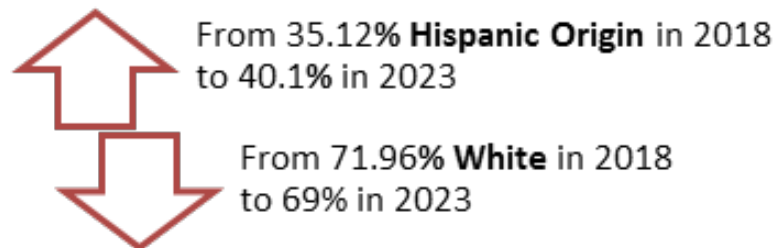
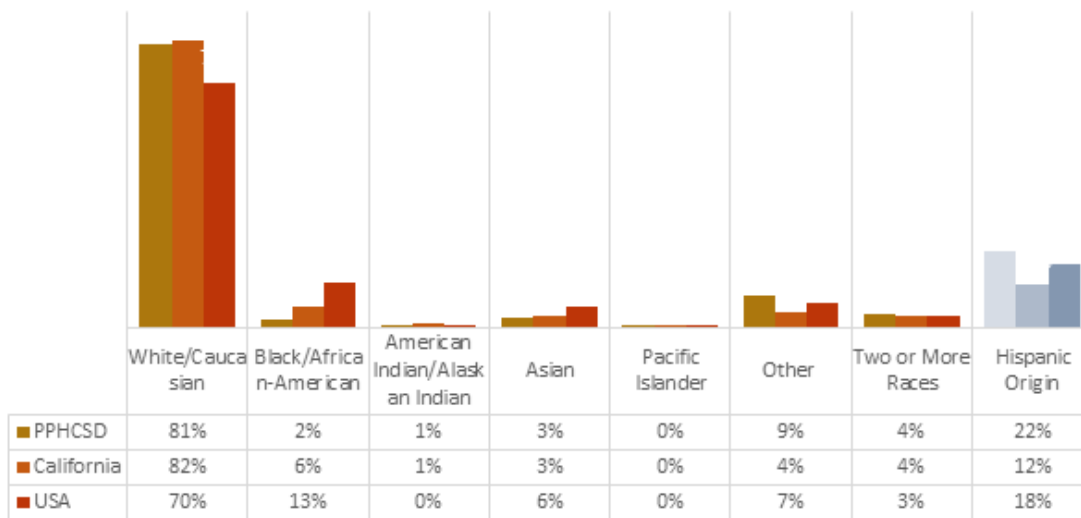


Figure 4: District, State, and Nationwide Comparison of Racial and Ethnic Character



Source: American Community Survey, 2016

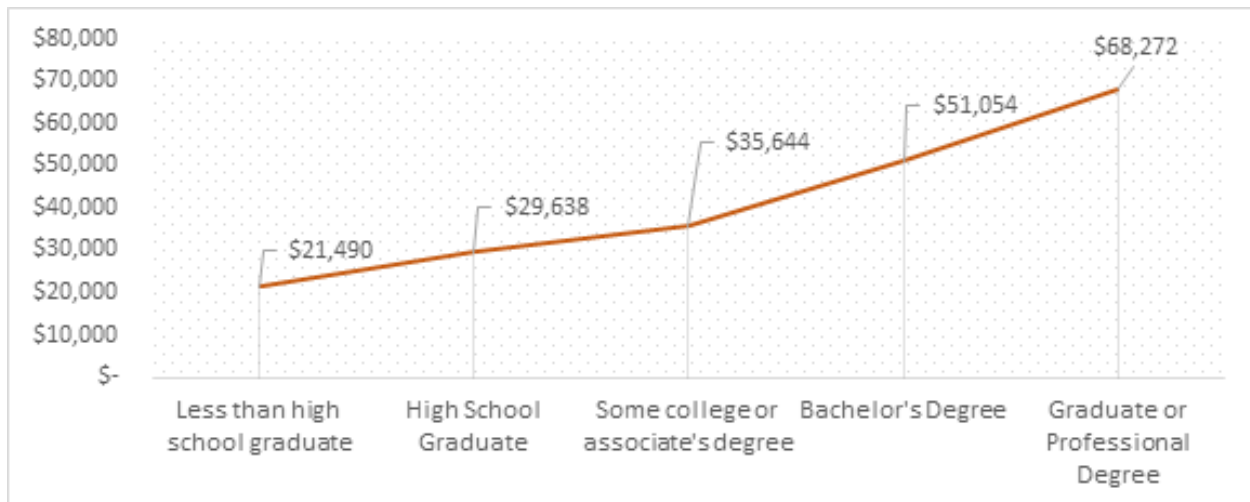
Educational Attainment

According to a Census study, education levels had more effect on earnings over a 40-year span in the workforce than any other demographic factor, such as gender, race, and ethnic origin.¹ Although information for the Phelan Piñon Hills Community Services District was not available, **Figure 5** shows where the educational attainment for was measured against median earnings for San Bernadino County.

¹Tiffany Julian and Robert Kominski, "Education and Synthetic Work-Life Earnings Estimates" American Community Survey Reports, US Census Bureau, <http://www.Census.gov/prosd/2011pubs/acs-14.pdf>, September 2011.

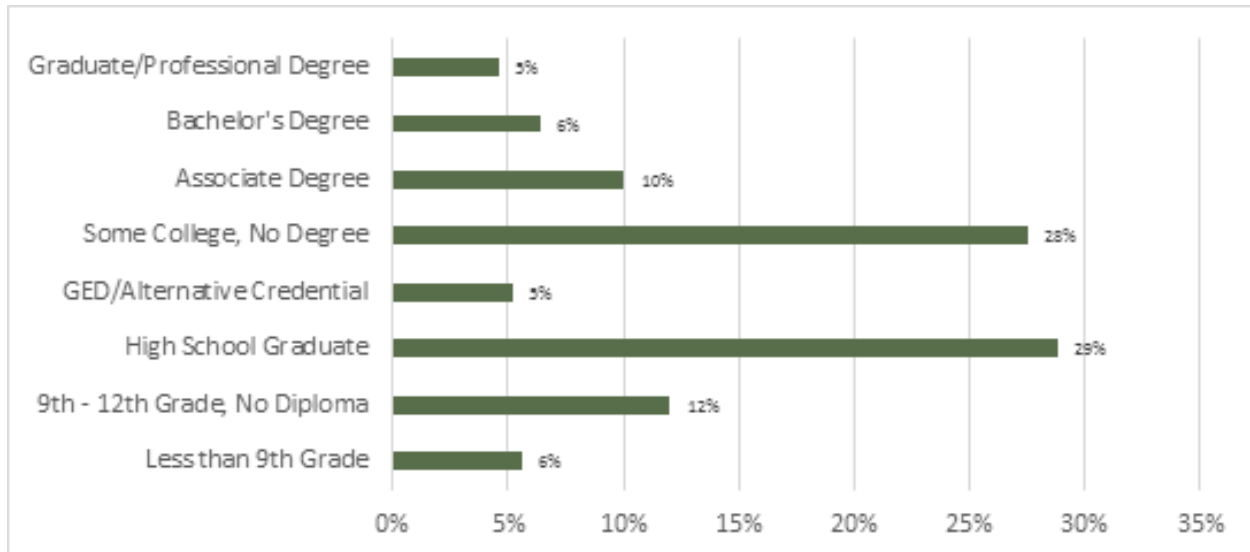
Those with a Graduate or Professional degree earned nearly three times the amount of a high school graduate.

Figure 5: Median Earnings in 2016 By Educational Attainment



A breakdown of the educational attainment by District residents over the age of 25 was measured, as illustrated in **Figure 6**. Obtaining a high school degree was the most common educational attainment for PPHCSD, followed by some college, no degree. Just six percent of residents over age 25 had obtained a Bachelor's degree.

Figure 6: 2018 Educational Attainment of District and Adults (ages 25+)



Source: Esri Business Analyst

Household Information

Data regarding the households, housing value, and median income was measured using Esri Business Analyst and American Community Survey. **Table 1** breaks down the data by occupied housing units, the number of housing units, and the number of households.

Table 1: 2018 District Housing Profile

Phelan Piñon Hills Community Services District	
Total Housing Units	8,699
Number of Households	7,875
Average Household Size	3.01
Owner Occupied Housing Units	67%
Renter Occupied Housing Units	23.5%
Vacant Housing Units	9.5%

Median Value of Owner-occupied Housing Units
(2012 - 2016)

\$160,600

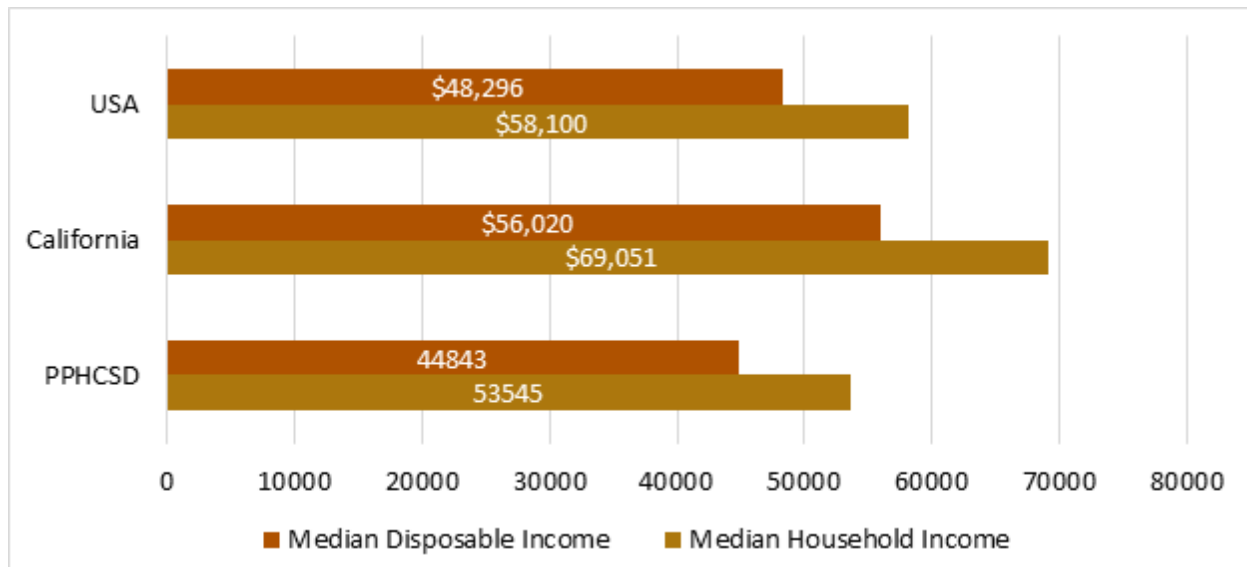


Over 67 percent of the housing units are owner occupied in Phelan Piñon Hills Community Services District. Less than 10 percent of the housing units are vacant in the District. The median value of owner-occupied housing units between 2012 and 2016 in Phelan Piñon Hills Community Services District was estimated to be \$160,600.

Employment

The most current data from the U.S. Census Bureau and the American Community Survey, illustrated in **Figure 7**, indicates that the median and disposable household income in the District is lower than that of California and the United States.

Figure 7: Median and Disposable Household Income

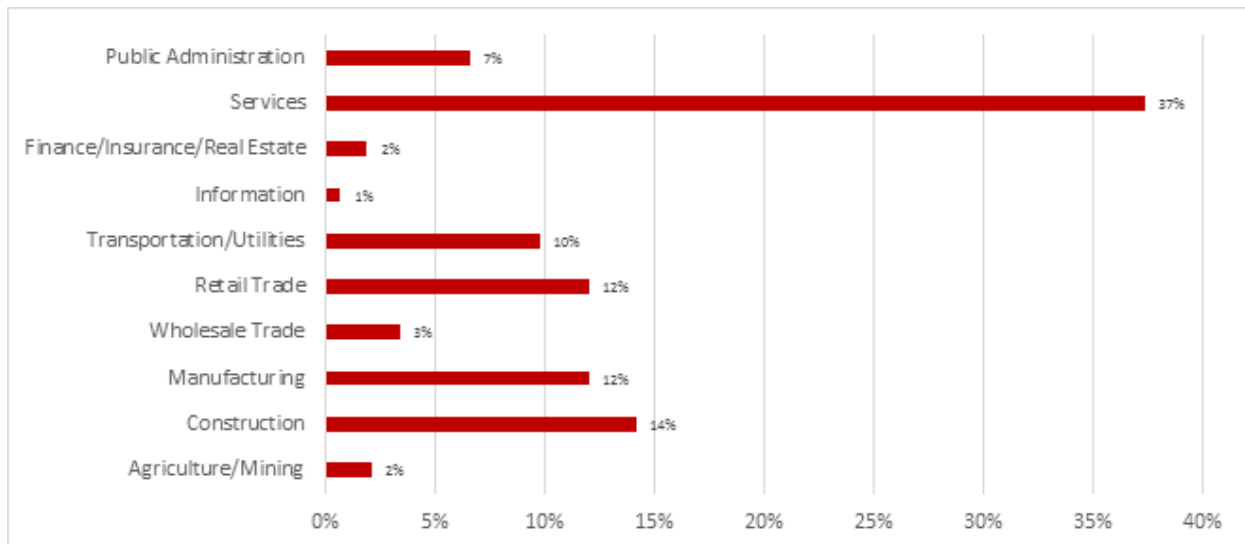


Source: Esri Business Analyst



The majority of working residents (age 16+) in PPHCSD were employed in jobs in the service industry (37%) as illustrated in **Figure 8**. It is estimated that construction employed nearly a fifth of the residents in both locations, while retail trade and manufacturing also employed a significant portion of the population. The unemployment rate in the district in 2018 was 7.5 percent, and it is estimated that Over 16 percent of the population live in poverty.

Figure 8: 2018 Employment by Industry in Phelan Piñon Hills Community Services District



Source: Esri Business Analyst

Health Ranking

Understanding the status of the community’s health can help inform policies related to recreation and fitness. For instance, learning that the 8.3 percent of the population within the PPHCSD lives with a disability may help justify the need for adaptive programming in recreation, or additional accessibility in facilities and playgrounds. The American Community Survey attempts to capture six elements of a disability: hearing, vision, cognitive, ambulatory, self-care, and independent living.

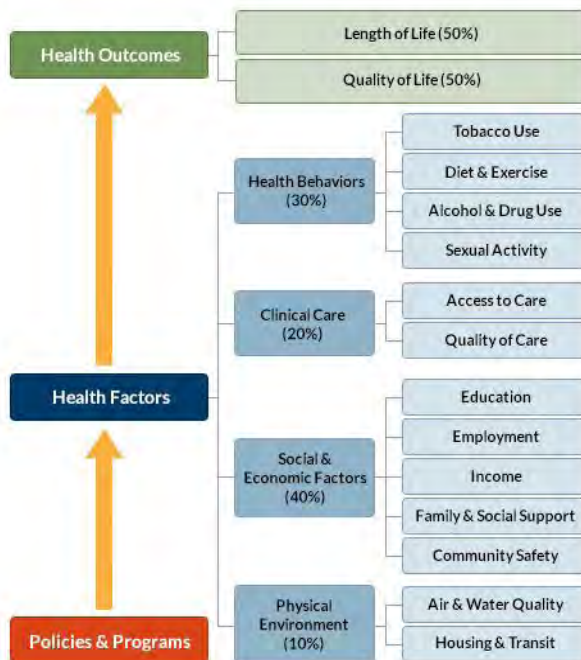
A little over eight percent (8.3%) of residents within the Phelan Piñon Hills Community Services District live with a disability.

County Health Ranking

Robert Wood Johnson Foundation’s "County Health Rankings and Roadmaps" provides annual insight on the general health of national, state, and county populations. The 2018 rankings model shown in **Figure 9** highlights the topic areas reviewed by the Foundation. The health ranking for gauged the public health of the population based on “how long people live and how healthy people feel while alive,” coupled with ranking factors including healthy behaviors, clinical care, social and economic, and physical environment factors.²

²University of Wisconsin Population Health Institute & Robert Wood Johnson Foundation, District Health Rankings 2018, <http://www.Districthealthrankings.org>

Figure 9: County Health Ranking Model



Source: Robert Wood Johnson Foundation



San Bernardino County ranked 41st out of 57 Counties for Health Outcomes and 44th out of 57 for Health Factors.

Strengths

of California health include:

- Low prevalence of smoking
- Higher number of dentists
- Low infant mortality rate

Challenges

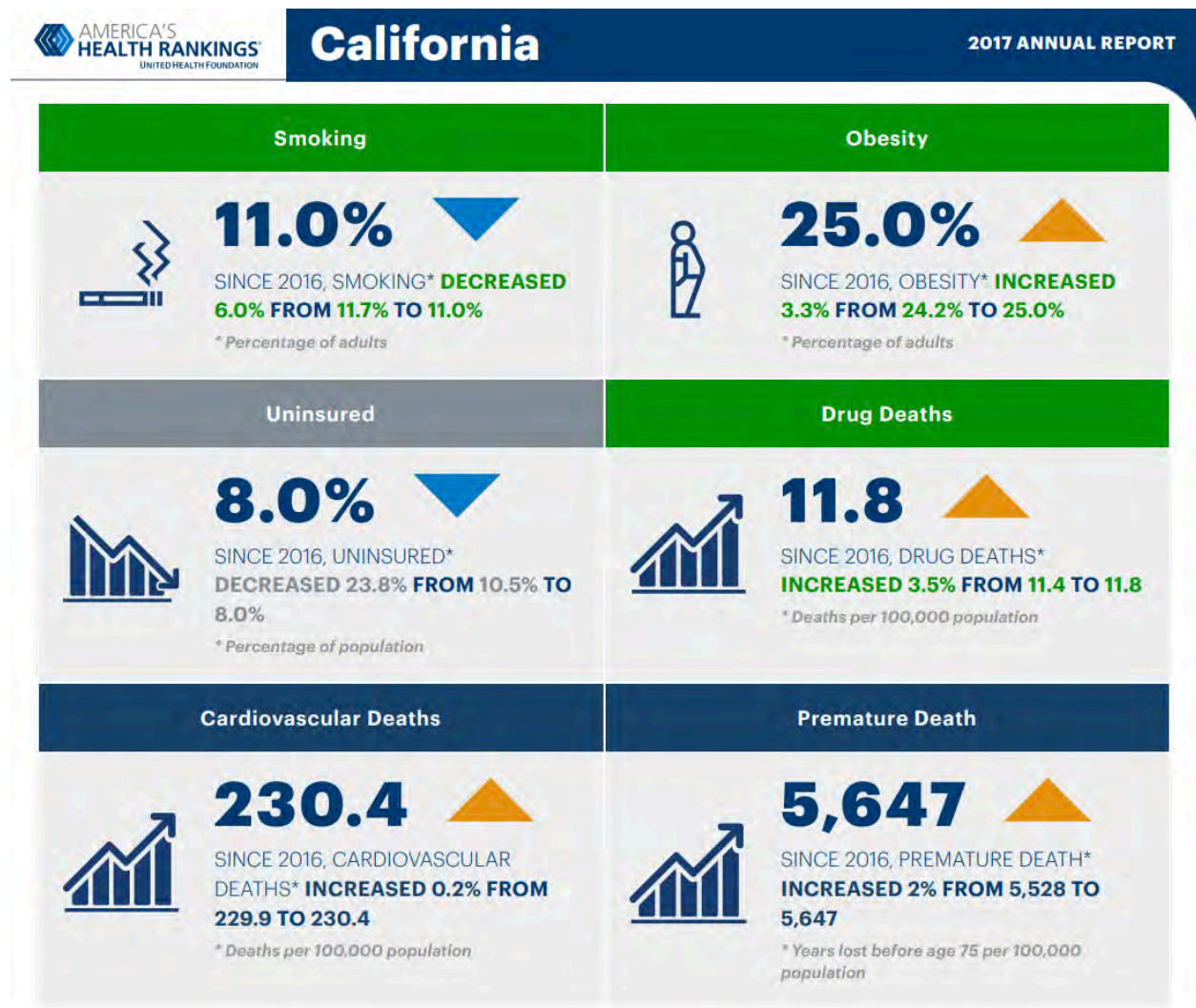
of California health include:

- High levels of air pollution
- Large disparity in health status by educational attainment
- Low immunization coverage among children

State Health Ranking

In 2017, the United Health Foundation’s "America’s Health Rankings Annual Report" ranked California as the 17th healthiest state nationally. The health rankings consider and weigh social and environmental factors that tend to directly impact the overall health of state populations as illustrated in **Figure 10**. The state moved up two positions in the ranking since 2016.

Figure 10: 2018 California Health Ranking Overview



Source: [United Health Foundation's America's Health Rankings Annual Report 2018](#)

B. PARK AND RECREATION INFLUENCING TRENDS

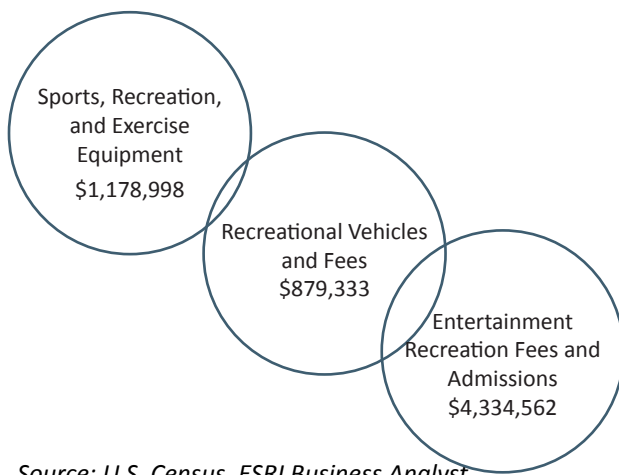
The pace of change today requires analyzing recreation trends from both a local and national level. Understanding the participation levels of residents within the District using data from the U.S. Census Bureau, combined with research of relevant national recreation trends, provides critical insights that help to plan for the future.

Learning from these new shifts in participation in outdoor recreation, sports, and cultural programs, is an essential component of understanding and serving the community.

Local and State-wide Recreational Expenditures

According to the U.S. Census Bureau, PPHCSD residents spent on average \$811.79 a year on recreational expenditures. This included membership fees for social, recreation, and community clubs, fees for recreation lessons, camping fees, and recreation equipment purchases, and other related recreation expenses.

Figure 11: 2018 Phelan Piñon Hills Community Services District Recreational Expenditures



Source: U.S. Census, ESRI Business Analyst

Phelan Piñon Hills Community

Services District Residents

\$6,392,893



On average Phelan Pinon Hills Community Services District Residents spend \$811.79 annually on Recreation

According to the Outdoor Industry Economy Report, in California alone, annual consumer spending in outdoor recreation is \$92 billion, supporting 691,000 million direct jobs. This led to \$6.2 billion in state and local tax revenue. Nearly 56 percent of California residents participate in outdoor recreation annually. According to the Outdoor Industry Association, outdoor recreation (691,000) sustains more jobs in California than the wine industry and the film and television industry combined (516,000).



Source: Outdoor Industry, 2016 Outdoor Recreation Economy Report

Generational Changes

Table 2: Generational Age Categories

Generational Group	Age Category
Generation Alpha	~ Born 2017 - ?
Generation Z	~ Born 1999 - 2016
Millennials	Born 1981 - 1998
Generation X	Born 1965 - 1980
Baby Boomers	Born 1946 - 1964
Silent Generation	Born 1945 and earlier

Activity Participation varies based on age, but it also varies based on generational preferences. With regard to generational activity, according to the 2018 "Sports, Fitness, and Leisure Activities Topline Participation Report," Millennials had the highest percentage of those who were "active to a healthy level," but a quarter also remained sedentary. Nearly 28 percent of Generation X were inactive, with Baby Boomers at 33 percent

inactive. Baby Boomers prefer low impact fitness activities such as swimming, cycling aquatic exercise, and walking for fitness.

The figure below demonstrates the breakdown of generations in PPHCSD. Generation Alpha is the only age group that is expected to increase in size, while all other generations are anticipated to decline. The Baby Boomers, which made up 26 percent of the population will decrease by two percentage points in just five years.

Figure 12: Phelan Piñon Hills Community Services District Generational Comparisons from 2018 - 2023

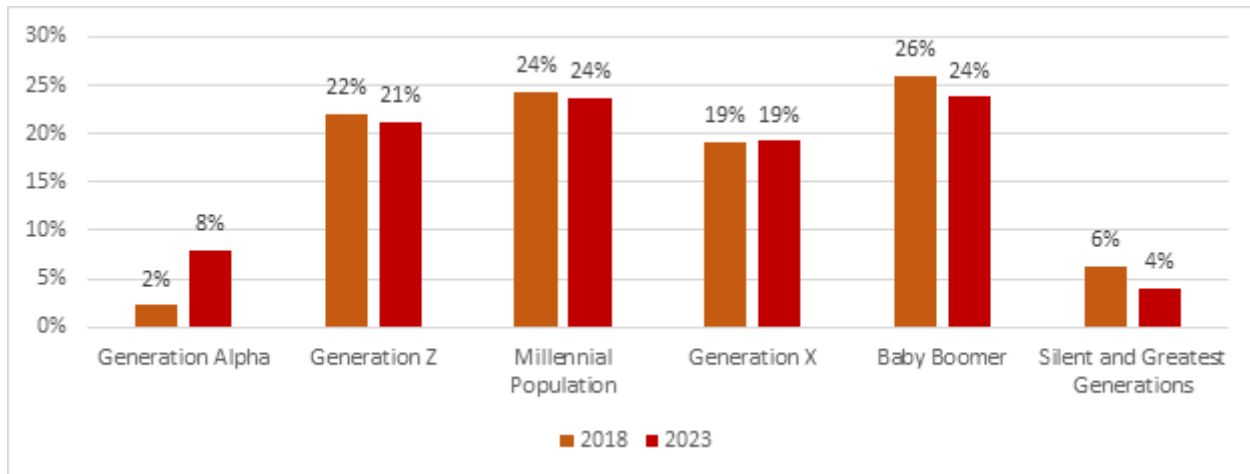


Figure 13: Generational Characteristics

BABY BOOMERS	GENERATION X	MILLENNIALS	GENERATION Z
<ul style="list-style-type: none"> • Least Active Generation • Top 3 activity preferences: <ul style="list-style-type: none"> ▪ Fitness Sports ▪ Outdoor Sports ▪ Individual Sports 	<ul style="list-style-type: none"> • Varied Activity Levels • Top 3 activity preferences: <ul style="list-style-type: none"> ▪ Fitness Sports ▪ Outdoor Sports ▪ Individual Sports 	<ul style="list-style-type: none"> • Moderately Active • Top 3 activity preferences: <ul style="list-style-type: none"> ▪ Fitness Sports ▪ Outdoor Sports ▪ Individual Sports 	<ul style="list-style-type: none"> • Most Active Generation • Top 3 activity preferences: <ul style="list-style-type: none"> ▪ Outdoor Sports ▪ Team Sports ▪ Fitness Sports

Racial and Ethnic Trends

The United States is becoming increasingly racially and ethnically diverse. People who identify as Hispanic, Latino, or Spanish may be any race and are included in all of the race categories. The U.S. Census Bureau notes that Hispanic origin can be viewed as the heritage, nationality, lineage, or country of birth of the person, or the person's parents or ancestors before arrival in the United States. In 2010, over 28 percent of adults identified as being of Hispanic origin in PPHCSD. This number is expected to reach over 40 percent in 2023.

Table 3: Hispanic Population Change over Time

Variable	PPHCSD	California	USA
2010 Hispanic Population (%)	28.64%	37.62%	16.35%
2018 Hispanic Population (%)	35.12%	39.59%	18.32%
2023 Hispanic Population (%)	40.1%	41.11%	19.82%

Source: Pew Research Center, 2018

Recreational Preferences

According to the 2018 "Sports, Fitness, and Leisure Activities Topline Participation (SFIA) Report," outdoor recreation is an activity group that is continuing to capture the interest and attention of new audiences. With the exception of those older than 55, people of all age groups listed camping as the number one activity among non-participants.

Nationally, overnight backpacking has seen an average annual growth of seven percent for the last five years. RV Camping is also growing in



popularity, with an average annual growth of nine percent in the last three years. Stand up paddle boarding has seen, on average, 20 percent annual growth in the last five years. According to the 2018 SFIA, Millennials are more likely than other generations to engage in water sports.

With regard to leisure activity, PPHCSD household participation is listed below. Over 59 percent of the population has seen a movie in the past six months. This was the most popular activity in the District. Reading books, visiting the beach, camping overnight, visiting the zoo, photography, playing board games, and visiting theme parks were all activities with over 10 percent household participation.

The most popular fitness activity in the district was walking for exercise in 2018, followed by swimming, jogging/running, and weight lifting.

Nationwide, walking for exercise is typically the most popular activity.

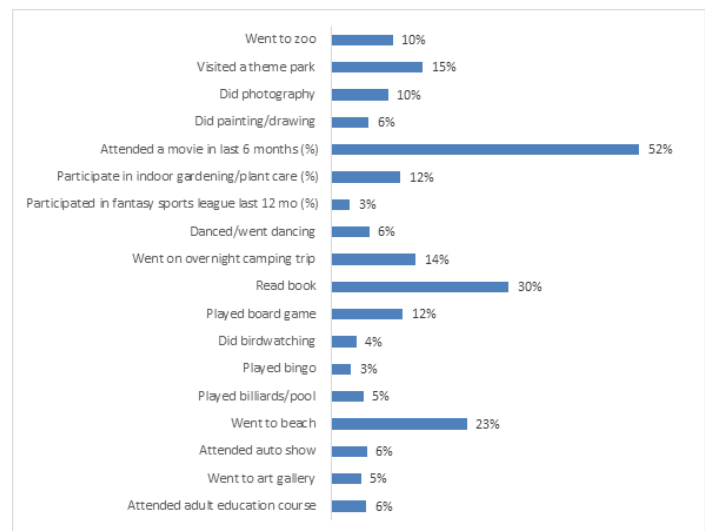
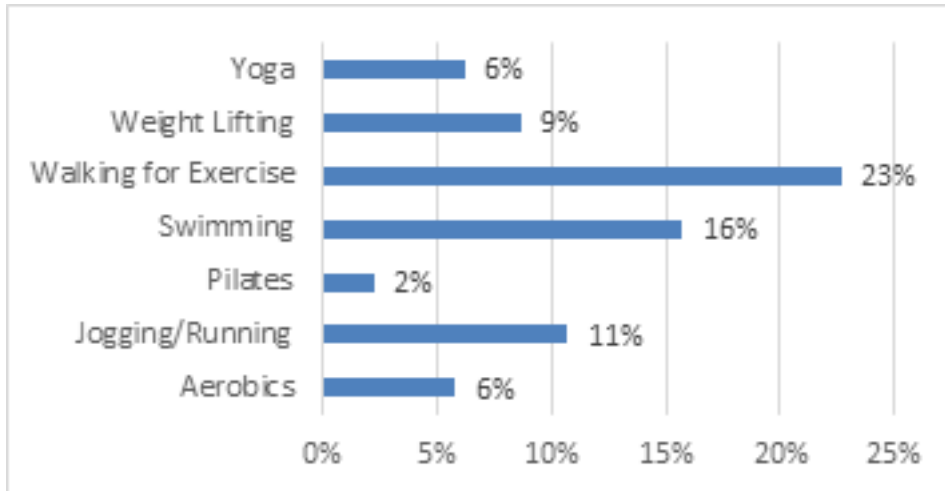


Figure 14: Fitness and Health Participation in Phelan Piñon Hills

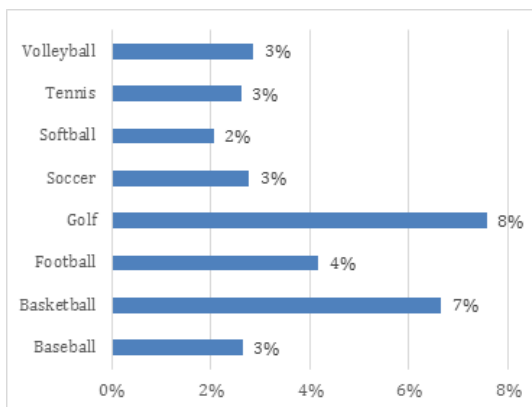


Source: ESRI Business Analyst, U.S. Census

Regarding participation in sports, golf and basketball were two of the most popular sports in both locations, with almost 10 percent of household participation in the sports. Baseball and Football were also popular sports.



Figure 15: Team Sport Participation in Phelan Piñon Hills



Source: ESRI Business Analyst, U.S. Census

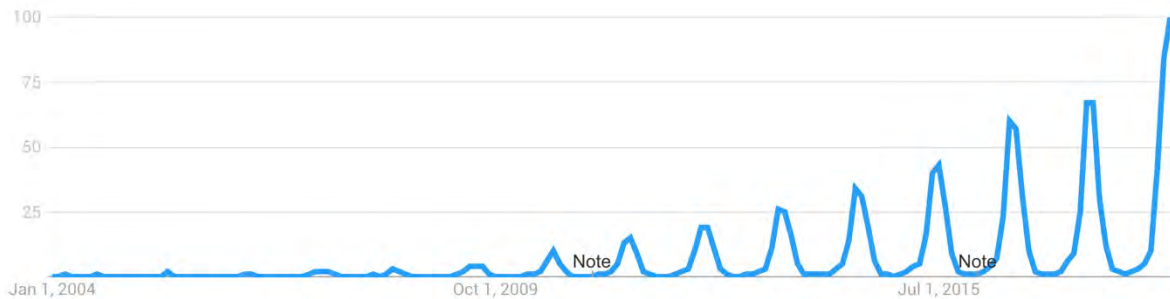
Spray grounds/Splash pads

Splash pads, or spray grounds, have seen enormous growth in popularity over the past decade. Simply looking at search terms over time (from 2004 to present), Google Trends show that more people are searching for this amenity. The example shown in **Figure 16** on the following page is specific to Pennsylvania.



Example of A Nature Splash Pad

Figure 16: “Splash Pad” (Google trends)



Source: Google Trends, “Splash Pad,” United States January 2004 – June 2018

The popularity of splash pads is geographical, and is more common in the west. According to a *Recreation Management* magazine article from June 2016 “A Look at Trends in Aquatic Facilities,” splash play areas were least common in the Northeast. Only 31.9 percent of responding agencies had this amenity, compared to 55.8 percent of those in the West.³ Urban areas are more likely to have splash play areas than rural areas; however, PPHCSD may want to consider this amenity, as a need for aquatics rated highly by residents. The popularity of splash play areas is most likely due to their benefits. Compared to a traditional aquatic facility, splash pads typically incur lower maintenance costs, less programming, and lower staffing costs. Over a third of respondents surveyed for the article said that they plan to add splash pads to their list of features.

National Healthy Lifestyle Trends

The population of the United States is becoming more diverse. As demographics are experiencing an age and ethnic shift, so too are landscapes, daily lifestyles and habits changing. The number of adults over the age of 65 has increased, and lifestyle changes have encouraged less physical activity. Collectively, these trends have

³ Aquatics: A Look at Trends in Aquatic Facilities, *Recreation Management*, June 2016 <http://recmanagement.com/feature/201606fe03/1>

⁴ “Active Living Approached by Local Government: Survey,” International City/County Management Association, <http://bookstore.icma.org/freedocs/Active%20Living%20and%20Social%20Equity.pdf>, 2004.

created profound implications for the way local governments conduct business. Below are examples of trends and government responses.

Local governments are increasingly accepting the role of providing preventative health care through park and recreation services. The following facts are from an International City/County Management local government survey:⁴

- Eighty-nine percent (89%) of respondents believe that parks and recreation departments should take the lead in developing communities conducive to active living.
- Eighty-four percent (84%) had already implemented recreation programs that encourage active living in their community.
- The highest priority selected for the greatest impact on community health and physical inactivity was a cohesive system of parks and trails and accessible neighborhood parks.

Therapeutic Recreation

The Americans with Disabilities Act of 1990 (ADA) established that persons with disabilities have the right to the same access to parks and recreation facilities and programming as those without disabilities. In 2004, The National Council on

Disability (NCD) issued a comprehensive report, "Livable Communities for Adults with Disabilities."⁵ This report identified six elements for improving the quality of life for all citizens, including children, youth, and adults with disabilities. The six elements are:

1. Provide affordable, appropriate, accessible housing
2. Ensure accessible, affordable, reliable, safe transportation
3. Adjust the physical environment for inclusiveness and accessibility
4. Provide work, volunteer, and education opportunities
5. Ensure access to key health and support services
6. Encourage participation in civic, cultural, social, and recreational activities

Therapeutic Services bring two forms of services for persons with disabilities into play, specific programming and inclusion services. Individuals with disabilities not only need functional skills, but also to have physical and social environments in the community that are receptive to them and accommodating to their individual needs. Inclusion allows individuals to determine their own interests and follow them.

A little over eight percent (8.3%) of residents within the Phelan Piñon Hills Community Services District live with a disability.

Many park and recreation departments around the country are offering specific programming for people with disabilities, but not as many offer inclusion services. In "Play for All—Therapeutic Recreation Embraces All Abilities,"⁶ an article in *Recreation Management* magazine, Dana Carman described resources for communities looking to expand their therapeutic recreation services.

⁵ National Council on Disability, *Livable Communities for Adults with Disabilities*, December 2004, <http://www.ncd.gov/publications/2004/12022004>.

⁶ *Recreation Management*, February 2007, <http://recmanagement.com/200710fe03.php>, accessed on February 25, 2015.

⁷ Kelli Anderson, "A Welcome Inclusion," *Recreation Management*, October 2010, <http://recmanagement.com/201010fe03.php>, accessed on February 26, 2015.

Therapeutic recreation includes a renewed focus on serving people with the social/emotional challenges associated with "invisible disabilities" such as ADHD, bipolar disorders, spectrum disorders and sensory integration disorders. A growing number of park and recreation departments are making services for those with invisible disabilities a successful part of their programming as well. When well done, these same strategies improve the recreation experience for everyone.⁷

Active Transportation – Bicycling and Walking

In many surveys and studies on participation in recreation activities, walking, running, jogging, and cycling are nearly universally rated as the most popular activities among youth and adults.



Bicycling and walking are attractive as they require little equipment, or financial investment, to get started, and are open to participation to nearly all segments of the population. For these reasons, participation in these activities are often promoted as a means of spurring physical activity, and increasing public health. The design of a community's infrastructure is directly linked to physical activity – where environments are built with bicyclists and pedestrians in mind, more people bike and walk. Higher levels of bicycling and walking also coincide with increased bicycle and pedestrian safety and higher levels of physical activity.

Increasing bicycling and walking in a community can have a major impact on improving public health and life expectancy. The following trends as well as health and economic indicators are pulled from the Alliance for Biking and Walking's 2012 and 2014 Benchmarking Reports.



Public health trends related to bicycling and walking include:

- Quantified health benefits of active transportation can outweigh any risks associated with the activities by as much as 77 to 1, and add more years to our lives than are lost from inhaled air pollution and traffic injuries.
- Between 1966 and 2009, the number of children who bicycled or walked to school fell 75 percent, while the percentage of obese children rose 276 percent.
- Bicycling to work significantly reduces absenteeism due to illness. Regular bicyclists took 7.4 sick days per year, while non-bicyclists took 8.7 sick days per year.

Economic benefits of bicycling and walking include:

- Bicycling and walking projects create 8 to 12 jobs per \$1 million spent, compared to just 7 jobs created per \$1 million spent on highway projects.

- Cost benefit analyses show that up to \$11.80 in benefits can be gained for every \$1 invested in bicycling and walking.

National bicycling trends:

- There has been a gradual trend of increasing bicycling and walking to work since 2005.
- Infrastructure to support biking communities is becoming more commonly funded in communities.
- Bike share systems, making bicycles available to the public for low-cost, short-term use, have been sweeping the nation since 2010. Twenty of the most populous U.S. cities have a functional bike share system.

Bicycle-friendly communities have been emerging over the last 10 years. In addition to being a popular recreational activity, cycling has become a desirable, regular mode of transportation as people consider the costs and challenges of commuting by car or public transportation, their desire for better health, and concern for the environment.



The Alliance for Biking and Walking published its "Bicycling and Walking in the United States: 2014 Benchmarking Report," updating its 2012 Benchmarking Report. The report shows that increasing bicycling and walking are goals that are clearly in the public interest. Where bicycling and walking levels are higher, obesity, high blood pressure, and diabetes levels are lower.

The Institute for Transportation & Development Policy published an updated Standard for Transportation Oriented Design (TOD) in March 2014, with accessible performance objectives and metrics, to help municipalities, developers and local residents design land use and built environment “to support, facilitate and prioritize not only the use of public transport, but the most basic modes of transport, walking and cycling.” The TOD Standard, along with its performance objectives and scoring metrics, can be found at <https://www.itdp.org/tod-standard/>.

Dog Parks

Dog parks are increasingly popular community amenities and have remained among the top planned additions to parks and recreational facilities. Dog parks not only provide safe spaces for animals to socialize and exercise; they are also places where dog owners socialize and enjoy the outdoors. They help build a sense of community and can draw potential new community members and tourists traveling with pets.



In 2014, the National Dog Park Association was established and focused its mission on providing informational resources for establishing and maintaining dog parks. *Recreation Management* magazine suggested that dog parks can serve as a relatively low-cost way to provide an oft-visited, popular community amenity. Dog parks can be as simple as a gated area, or more elaborate with “designed-for-dogs” amenities such as water fountains, agility equipment, and pet wash stations. Even splash pads are being designed for dog parks. Well-designed dog parks cater to users with design features for their comfort and

pleasure. Some park agencies even offer creative programming at some dog parks for owners and their dogs. Amenities in a well-designed dog park might include the following:

- Benches, shade and water – for dogs and people
- At least one acre of fenced-in space with adequate drainage
- Double gated entry
- Ample waste stations well-stocked with bags
- Sandy beaches/sand bunker digging areas
- Custom designed splash pads or water-play feature for dogs
- People-pleasing amenities such as walking trails, water fountains, restroom facilities, picnic tables, and dog wash stations.

Festivals and Special Events


Public parks and recreation agencies play a major role in planning, managing, and hosting festivals and other community programs that often serve to draw new users into their facilities. Attendants to events hosted in parks, or recreation centers, who enjoy their experience may want to return for another event or program, or simply to enjoy the park or recreation facility. Participants in these special programs can become interested in visiting other parks, recreation facilities or participating in programs.



In 2014, festivals grew in popularity as economic drivers and urban brand builders. Chad Kaydo describes the phenomenon in the January 2014 issue of *Governing* magazine. “Municipal officials and entrepreneurs see the power of cultural festivals, innovation-focused business conferences

and the like as a way to spur short-term tourism while shaping an image of the host District as a cool, dynamic location where companies and citizens in modern, creative industries can thrive.” Examples of successful large-scale festivals include:

- **South by Southwest (SXSW)** – This annual music, film, and digital conference and festival in Austin, Texas, is a leading example. Launched in 1987, the festival’s economic impact has grown steadily over recent years. In 2007, it netted \$95 million for Austin’s economy. In 2013, the event topped \$218 million.
- **Coachella Valley Music and Arts Festival in California** – This two-week cultural event draws big-name bands, music fans, and marketers, attracting 80,000 people per day.
- **First County Festival in Monterey, California** – Private producer, Goldenvoice, launched this smaller music event in August 2013 with marketing support from the Monterey County Convention and Visitors Bureau, drawing on the County’s history as host of the Monterey Jazz Festival. Adding carnival rides and local art, furniture and clothing vendors to the live music performances, the event drew 11,000 attendees each of its two days.



The success rate for festivals should not be evaluated solely on the basis of profit (sales), prestige (media profile), and size (numbers of events or overall attendance). Research by the European Festival Research Project (EFRP)

indicates there is evidence of local and county government supporting and even instigating and managing particular festivals themselves to achieve local or regional economic objectives, often defined very narrowly (sales, jobs, and tourism). There are also a growing number of smaller, more local, community-based festivals and events in communities, most often supported by local councils that have been spawned partly as a reaction to larger festivals that have become prime economic-drivers. These community-based festivals often will re-claim cultural ground based on their social, educational, and participative value. For more information on the values of festivals and events, see the CRC Sustainable Tourism research guide on this topic.

C. COMMUNITY AND STAKEHOLDER ENGAGEMENT

Recurring Themes for PPHCSD Identified during Community Engagement

- Need for diverse communication
- Desire for aquatic facilities
- Need for teen programming/special events/activities
- Need for athletic fields
- Desire for indoor athletic courts
- Desire for new amenities
- Updating of facilities
- Desire for community/family special events
- Need for shade and wind protection during warm seasons
- Protected indoor uses are needed during the cold seasons

Information Gathering

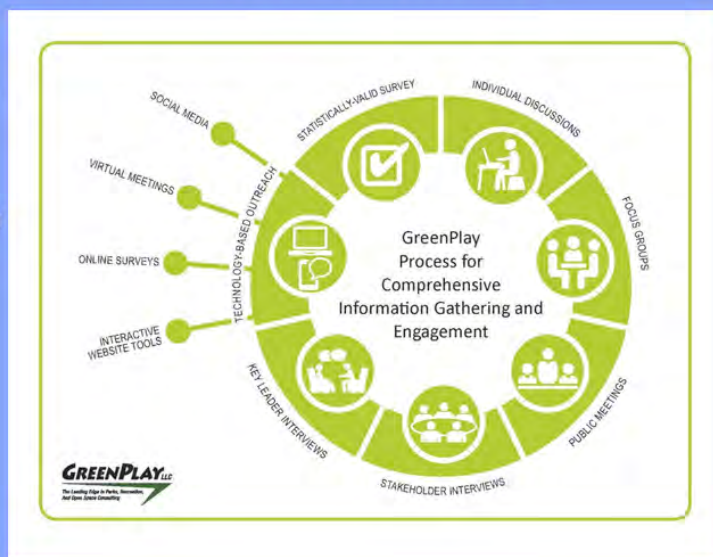
Stakeholder interviews were conducted during the week of May 16/17, 2018. These interviews took place in the form of focus group sessions and were held throughout the District. The goal of these sessions were to gather as information that would guide the development of the survey tools. Participants included the following.

- Users/community members
- Staff
- School District
- Police and Fire Departments
- Sports clubs and associations

Information Gathering Summary

Public Engagement

- 35 Participants in 5 Focus Groups
- 5 Stakeholder Meetings
- Teen Focus Group
- 75 Participants at Senior Luncheon
- Public Presentation
- 325 Random Mailed Survey
- 268 Open Link Survey
- 167 Teen Surveys
- Margin of error +/- 5.4



A summary of responses from the Information Gathering meetings follows. It should be noted that some participants chose not to respond during the sessions.

Years Participants have lived in Phelan Piñon Hills Community Services District

- __1__ <5 years
- __6__ 5-9 years
- __11__ 10-19 years 5 youth*
- __16__ 20+ years
- __1__ Not a resident but use programs / facilities

Strengths of Phelan Piñon Hills Community Services District Parks and Recreation Department

- CSD has kept the area rural
- Renovated parks
- Good at planning events
- Offering classes
- Access to senior centers
- Parks are nice
- Allow community to use facilities
- Realization that something needs to be done
- Open to new ideas and opportunities – like farmers market

Opportunities for Improvement for Phelan Piñon Hills Community Services District Parks and Recreation Department

- Didn't know parks exist
- No parks by the schools
- Quantity of classes
- Communication
- Engaging community
- Lack of a public pool
- Lack of programs
- Lack of fields
- Community/family gathering spaces with shade needed at parks
- Acoustics poor in facilities
- Senior centers (Phelan, Piñon Hills are totally different types of facilities)
- Lack of amenities in senior centers – no shuffleboard, pool tables
- No place to go when the sun goes down – need lighted areas

Additional activities and programs desired to be provided by the Phelan Piñon Hills Community Services District Parks and Recreation Department

- Health and wellness classes
- Fitness classes
- Morning and after work classes
- Adult sports leagues
- Youth programs
- Need outreach for seniors
- Need better programming
- Cultural activities
- Art classes

- Music classes
- Mommy and me classes
- Summer camp programs
- Be more open to groups
- More hours
- Need more recreational activities

New amenities desired in Phelan Piñon Hills Community Services District Parks and Recreation Department

- Aquatic center
- Sport complex – fields baseball/soccer
- Skatepark
- Community outdoor amphitheater
- Shade
- Trees
- Outdoor fitness equipment
- Hard surfaces for riding bikes/skateboards
- Bicycle trails
- Family gathering spaces
- More parks
- Communal gathering spaces
- All in one center
- Mountain biking

Underserved Portions of the Community

- Hispanic community
- Vietnamese community
- Korean community
- Youth
- 15 to 25-year olds
- Teens
- Adults
- Economically disadvantaged
- North and East portions of District

Funding Options for Phelan Piñon Hills Community Services District Parks and Recreation Department

- User fees
- Facility rental fees
- Public bonds
- Federal grants
- Partnerships with other organizations
- Look at budget

Key Partners and Stakeholders for Phelan Piñon Hills Community Services District Parks and Recreation Department

- School District
- Churches
- Race Communications
- Local business
- Chamber
- Kiwanis club
- Service groups
- Youth sports organizations
- YMCA at Baldy Mason Elementary School
- Snowline Community Cabinet
- Phelan Piñon Hills Community Improvement Association
- Healthy Snowline
- Mountain High

Key Issues and Values in the Phelan Piñon Hills Community Services District Parks and Recreation Department

- Old fashioned values
- Very conservative
- Family oriented
- Social gathering community
- Things for youth to do
- Value independence
- Rural lifestyle
- Football is a big family event
- Special events – color races
- Lack of park amenities and the resources to build and maintain them

Top Recreation and Parks Priorities for Phelan Piñon Hills Community Services District Parks and Recreation Department

- Youth activities
- Water features/splash pads
- Shade
- Facilities
- Programs
- Free memberships for seniors
- Keep affordable
- Multi-purpose fields with lights
- Funding
- Find out about grant funding for turf and facilities

Other Suggestions/Comments/Feedback for Phelan Piñon Hills Community Services District Parks and Recreation Department

- Funding is going to be an issue
- Gaining public support
- Great opportunity for public to voice their opinions
- District is doing a great job – 100% support
- School District joint projects or joint use agreements – for public spaces in Snowlines boundaries
- Care and listen, want to do something, give us hope
- District needs to do something first has a show of good faith
- Need more recreational activities
- Need outreach to instructors and participants to increase participation
- Need more volunteers
- Funding options- parcel tax might work if a vision can be provided.
- What the district does right away and into the future to improve amenities and programs will be important. To show that they care and are listening, doing something sooner than later would be a good step.
- There needs to be visible and useable amenities added in the near future. The public needs to see results
- The most pressing need is for athletic fields. All of the sports groups are forced to use the school district’s fields. They are fully booked. The football stadium field is not allowed to be used by others. New fields would be good near the high school, Quail Valley or on the three properties the District now owns.

D. COMMUNITY SURVEY SUMMARY

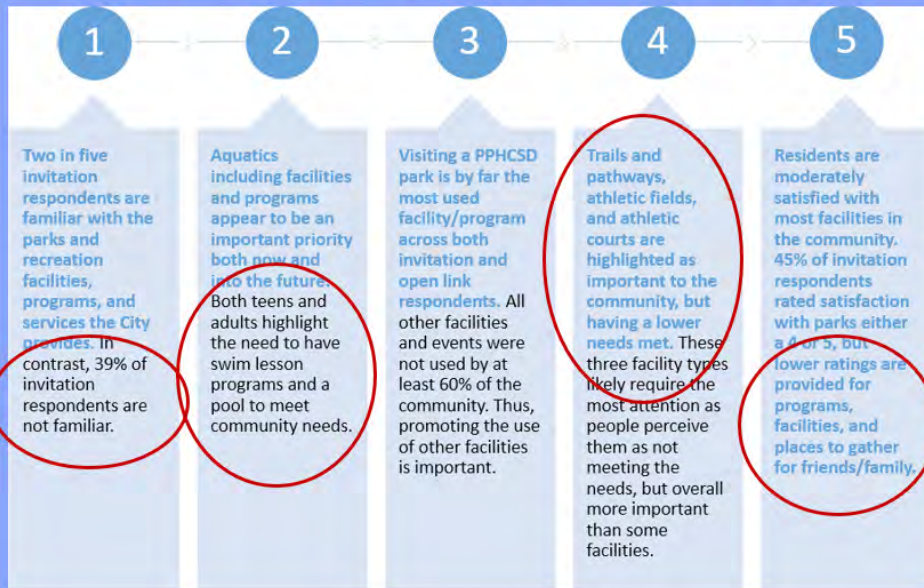
The survey was conducted using four primary methods: 1) a mail-back survey sent to a random sample of district residents (referred to throughout this report as the “Invite” survey), 2) an online, invitation-only web survey to further encourage response from those residents already within the Invitation Sample, 3) an open online survey for members of the public who were not part of the invitation sample (referred to as the “Open Link” survey, and 4) an abbreviated survey sent to teenagers in the district to gather their feedback on amenities and services they would like to see developed in the district (referred to as the “Teen Survey”). The analysis herein primarily focuses on responses from the statistically-valid Invite sample. Using District mailing lists, half of the households in PPHCSD and Sheep Creek Water District were randomly selected as part of the Invite sample (and mailed a paper survey and instructions to complete the survey online). The other half of households were mailed a flyer with instructions to participate in the Open Link online survey.

A total of 3,800 surveys were mailed to a random sample of PPHCSD residents in July 2018. The final sample size for this statistically valid Invitation Survey was 325, resulting in a margin of error of approximately +/- 5.4 percentage points calculated for questions at 50 percent response. The open link survey received an additional 268 responses, and the teen survey received 167 responses.

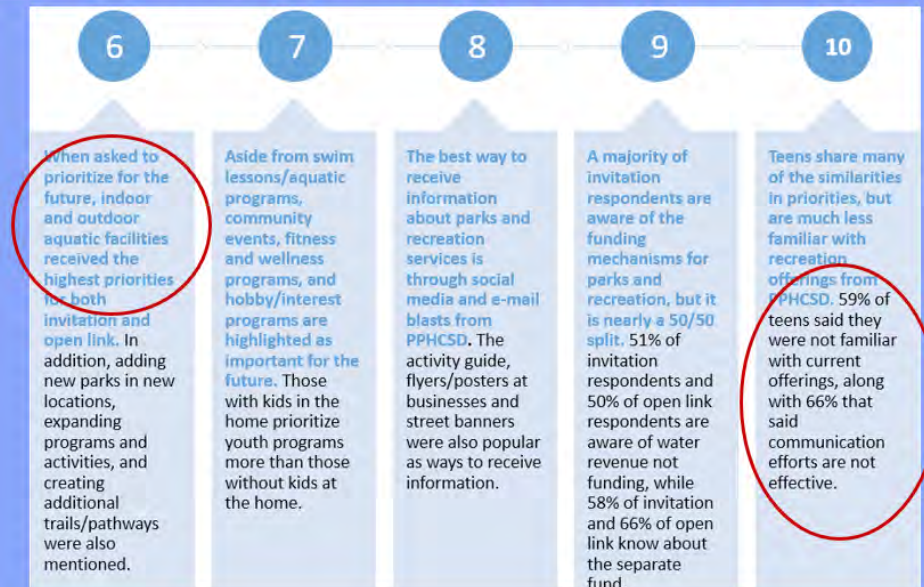
The analysis primarily focuses on responses from the statistically-valid Invitation sample. However, Invitation sample results are compared to those from the Open Link sample throughout the report. Furthermore, results were segmented and analyzed by presence of children in the household and respondent age – for those cross tabulations Invitation and Open Link samples were combined in order to maximize sample size for analysis. Those results are presented in cases where meaningful differences were observed. Results to the Teen Survey are presented in a separate section of the report. Worth noting is that open-ended comments to the teen survey appear to indicate that some parents may have filled out this survey, in addition to teenagers. Results may reflect the mixed sample of respondents.

The underlying data were weighted by age to ensure appropriate representation of PPHCSD residents across different demographic cohorts in the sample. Using U.S. Census Data, the age distribution in the sample was adjusted to more closely match the population profile of the PPHCSD. Due to variable response rates by some segments of the population, the underlying results, while weighted to best match the overall demographics of residents, may not be completely representative of some sub-groups of the PPHCSD population.

Top Ten Survey Findings



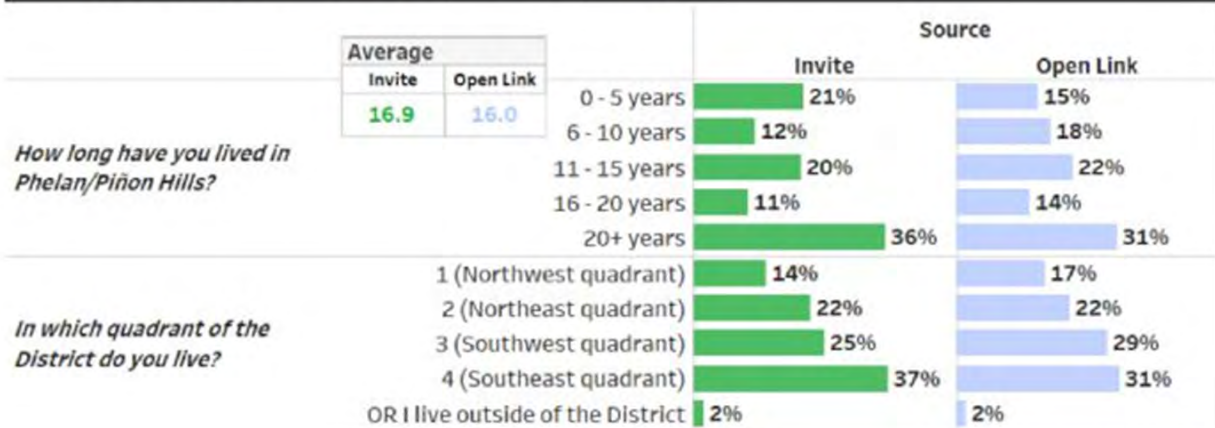
Top Ten Survey Findings



Survey Demographic Profile

Invitation respondents have lived in Phelan/Piñon Hills an average of 16.9 years, just slightly more than the open link sample (16.0 years). There are a notable share of newer residents (21% of invitation respondents have lived in the area 5 years or fewer), as well as long-term residents (36% at 20+ years). There is strongest representation from the southeast quadrant of the district (37% of invitation sample respondents) and least from the northwest quadrant (14%).

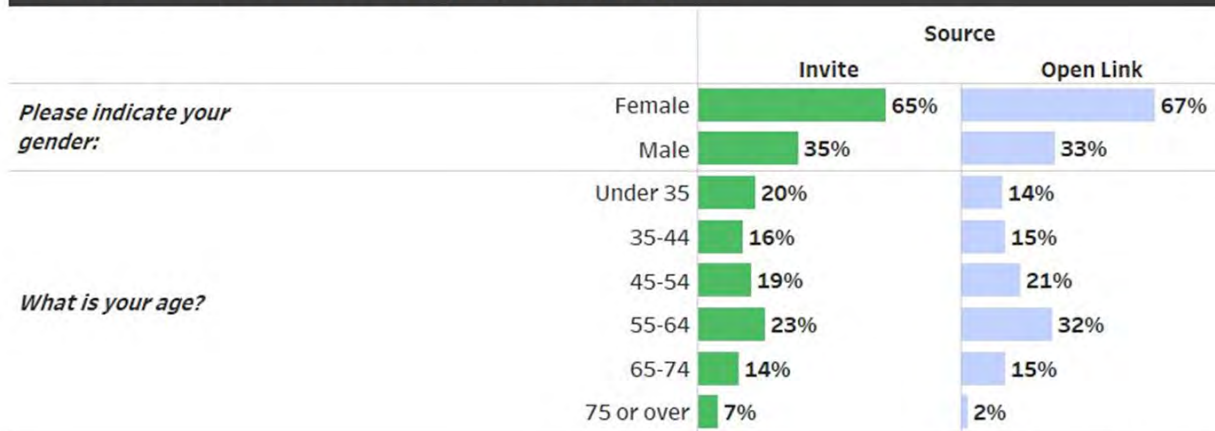
PPHCSD Master Plan Survey | Demographics



Source: RRC Associates and GreenPlay

About two-thirds of each sample are female. Invitation sample results were weighted by age to more closely match the demographic profile of the district; as such, 20 percent of invitation respondents are under 35, 25 percent between the ages of 35 and 54, and 45% 55 and older. The open link sample skewed slightly older, with 49 percent aged 55 and older.

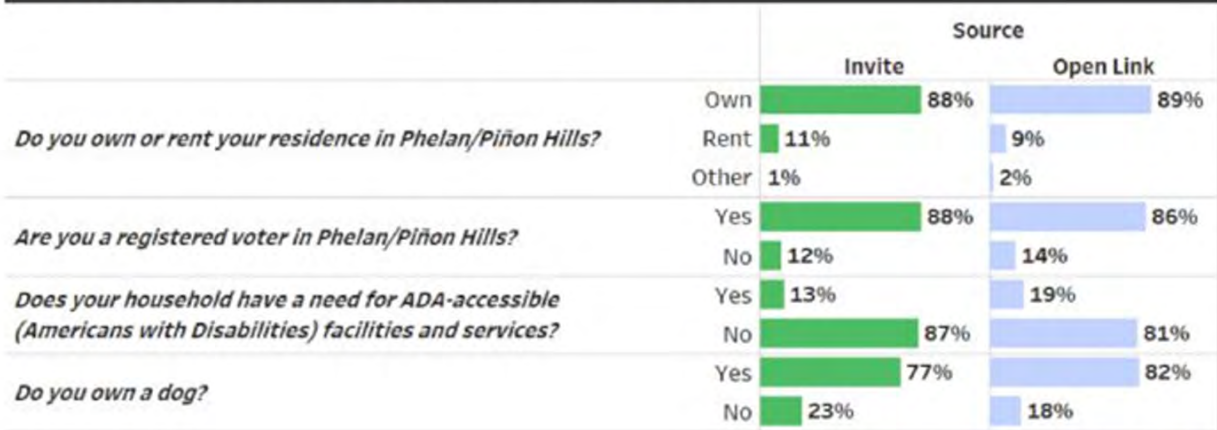
PPHCSD Master Plan Survey | Demographics



Source: RRC Associates and GreenPlay

A majority of each sample own their home (88% and 89%, respectively), are registered to vote in Phelan/Piñon Hills (88% and 86%, respectively), and own a dog (77% and 82%, respectively). Thirteen percent (13%) of invitation sample respondents, and 19 percent of open link respondents indicated a need for ADA accessible facilities and services.

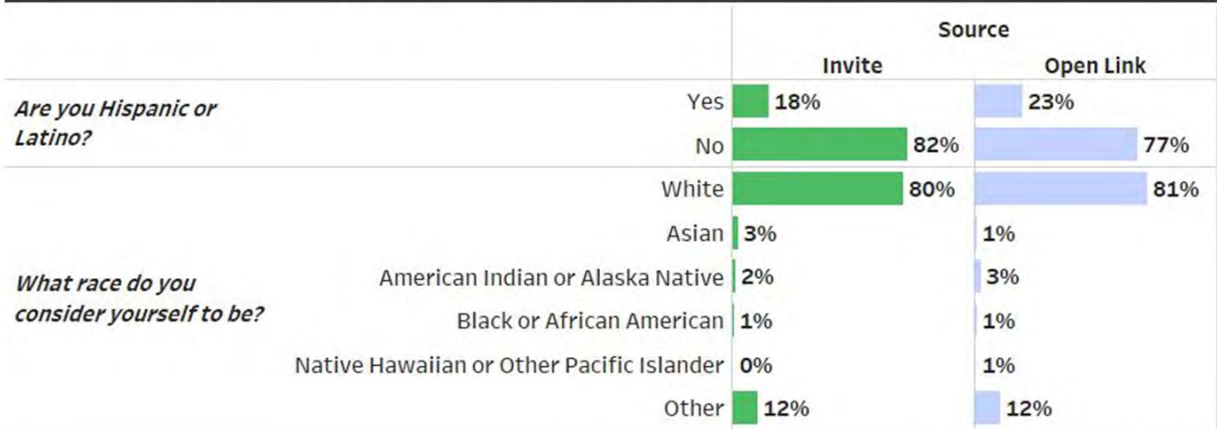
PPHCSD Master Plan Survey | Demographics



Source: RRC Associates and GreenPlay

Nearly one in five invitation respondents are of Hispanic or Latino origin (18%), compared to 23 percent of open link respondents. About four in five respondents in each sample identify as White, and 12 percent of respondents in each sample identify as “other.”

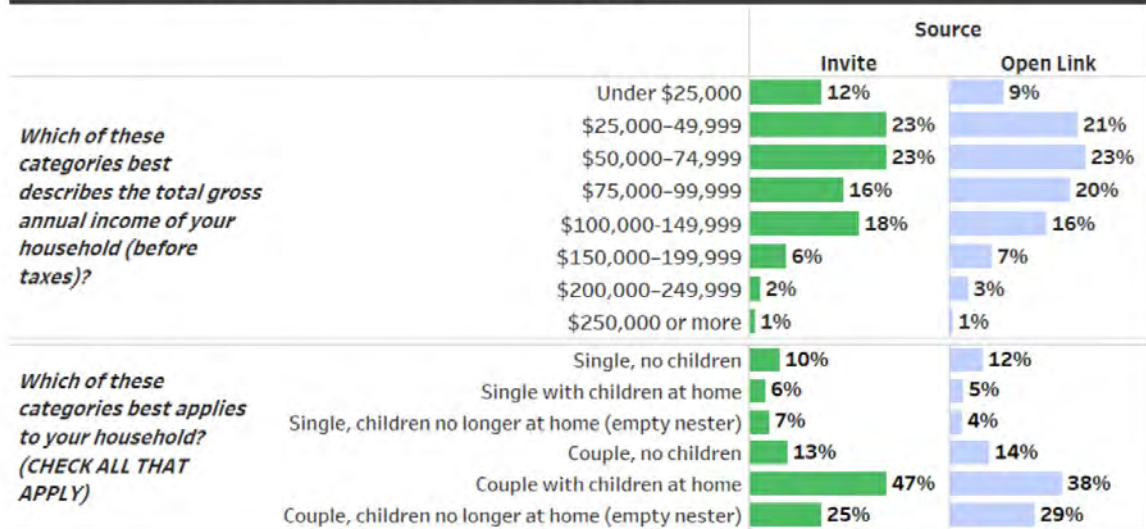
PPHCSD Master Plan Survey | Demographics



Source: RRC Associates and GreenPlay

Roughly three-quarters of households from each sample earn under \$100,000 (73%) and one-quarter over \$100,000 annually (27%). Over half of the invitation sample is comprised of households with children at home (52%), followed by empty nesters (32%), and singles or couples without children (24%). The open link sample had a similar household profile, although proportionately fewer couples with kids (38% vs. 47%).

PPHCSD Master Plan Survey | Demographics



Source: RRC Associates and GreenPlay

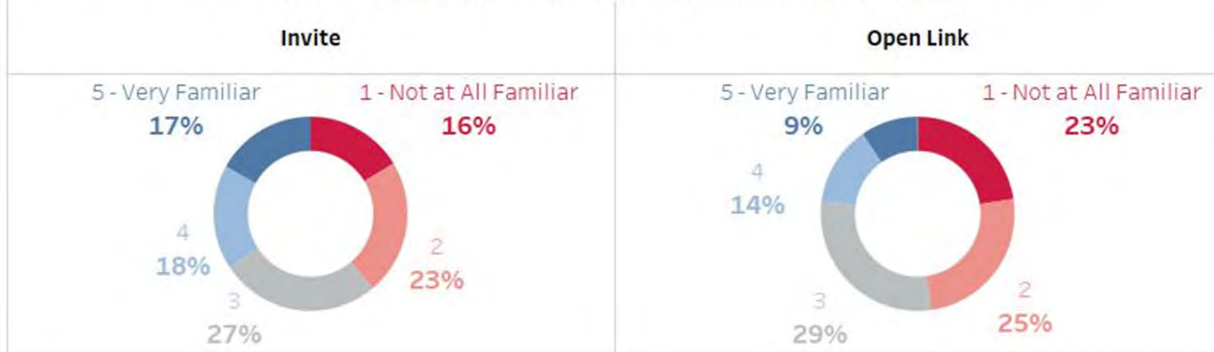


Familiarity with Facilities and Services

About equal shares of invitation respondents are unfamiliar (39% providing a rating of 1 or 2) and familiar (35% providing a rating of 4 or 5) with recreation facilities, programs and services the PPHCSD provides. Open link respondents were less likely to be familiar (23%).

PPHCSD Master Plan Survey | Familiarity

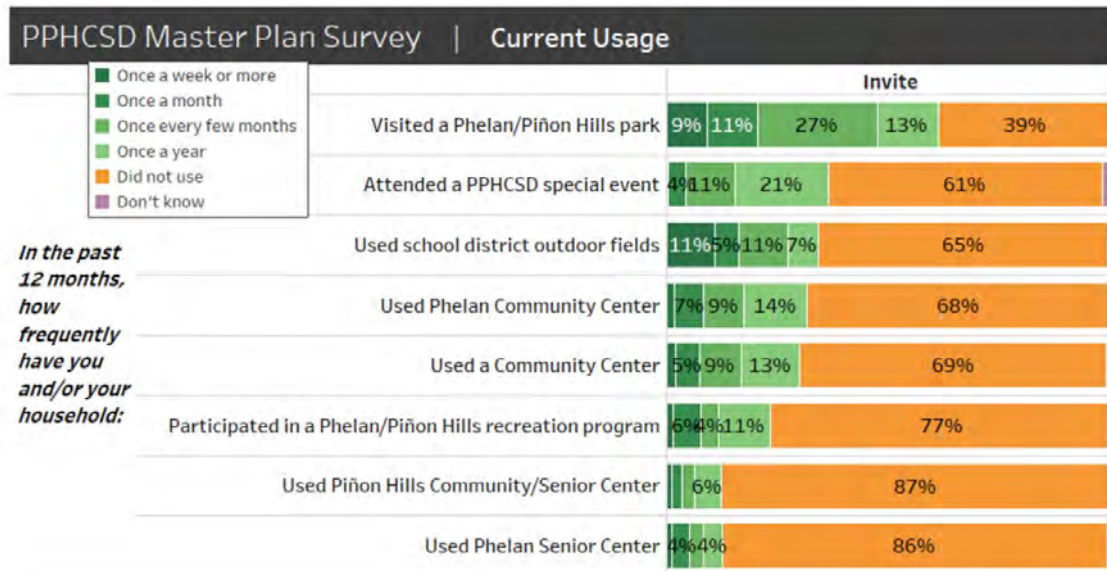
How knowledgeable/familiar are you and/or your household with parks and recreation facilities, programs and services the Phelan Piñon Hills Community Services District (PPHCSD) provides?



Source: RRC Associates and GreenPlay

Current Usage

Parks had the highest percentage of invitation respondents indicating that they visited at least once in the past year (60%), with a notable 47 percent of respondents having visited a park at least every few months in the past year. Other highly used/attended facilities/programs include special events (36% used at least once in the past year), school district outdoor fields (34%), Phelan Community Center (31%), and Community Centers (30%).



The following graph shows the share of respondents who used each amenity at least once in the past year versus those who said they did not use. Those who answered “don’t know” have been excluded from the analysis. As shown, local parks were also the most frequently visited by open link respondents (64%). Open link respondents were equally or slightly more likely to have used/attended facilities/programs than invitation respondents.

PPHCSD Master Plan Survey | Current Usage

		Source			
		Invite		Open Link	
<i>In the past 12 months, how frequently have you and/or your household:</i>	Visited a Phelan/Piñon Hills park	61%	39%	64%	36%
	Attended a PPHCSD special event	37%	63%	43%	57%
	Used school district outdoor fields	34%	66%	41%	59%
	Used Phelan Community Center	32%	68%	33%	67%
	Used a Community Center	30%	70%	42%	58%
	Participated in a Phelan/Piñon Hills recreation program	23%	77%	23%	77%
	Used Piñon Hills Community/Senior Center	12%	88%	14%	86%
	Used Phelan Senior Center	13%	87%	13%	87%

Source: RRC Associates and GreenPlay

When segmented by whether the respondent has kids at home, those with kids are more likely to use a park (77% kids at home vs. 50% no kids), and school district outdoor fields (53% kids at home vs. 24% no kids). Furthermore, the senior centers are used more frequently by those with no kids at home, which is likely the “empty nester” demographic. Thus, usage by whether there are children present at the home does impact the type and frequency of park and facility usage among respondents.

PPHCSD Master Plan Survey | Current Usage

		Kids at home		No kids	
		Used	Did not use	Used	Did not use
<i>In the past 12 months, how frequently have you and/or your household:</i>	Visited a Phelan/Piñon Hills park	77%	23%	50%	50%
	Used school district outdoor fields	53%	47%	24%	76%
	Attended a PPHCSD special event	41%	59%	36%	64%
	Used Phelan Community Center	31%	69%	32%	68%
	Used a Community Center	30%	70%	37%	63%
	Participated in a Phelan/Piñon Hills recreation program	29%	71%	17%	83%
	Used Piñon Hills Community/Senior Center	9%	91%	19%	81%
	Used Phelan Senior Center	8%	92%	15%	85%

Source: RRC Associates and GreenPlay



Satisfaction with Parks & Recreation

Satisfaction is highest with parks used over the past two years for both invitation (average rating 3.3) and open link (3.1) respondents. Overall, invitation respondents were slightly more satisfied with each of the facilities and services provided by PPHCSD. Places to gather received the lowest average ratings from each sample, suggesting that this may be an area needing attention moving forward.

PPHCSD Master Plan Survey | Satisfaction with Parks, Facilities, and Services



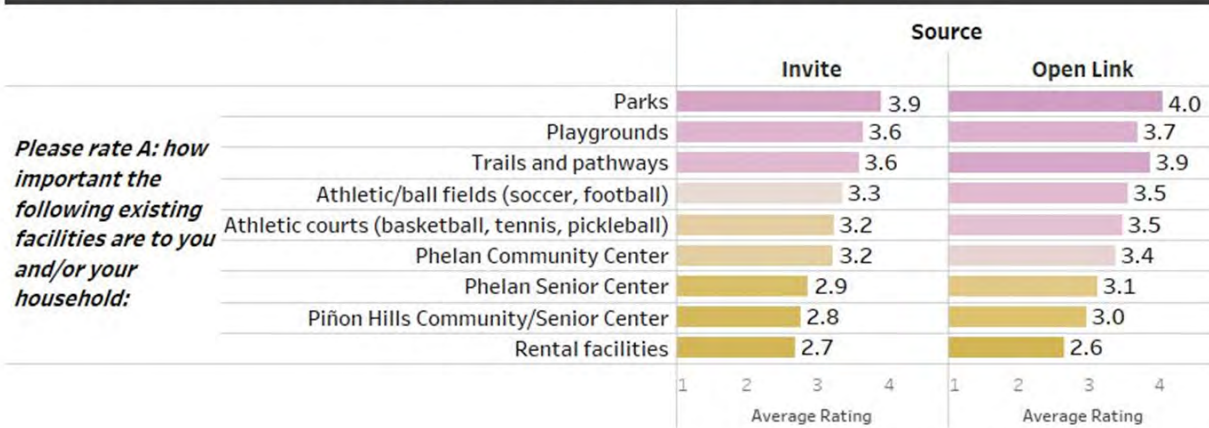
Source: RRC Associates and GreenPlay



Importance of Facilities, Programs, Amenities, and Services

Parks were also the highest-rated item among open link households (4.0). However, open link respondents providing higher average ratings for most all of the facilities listed, with the exception of rental facilities. They were particularly more likely to rate trails and pathways as important (3.9 vs. 3.6).

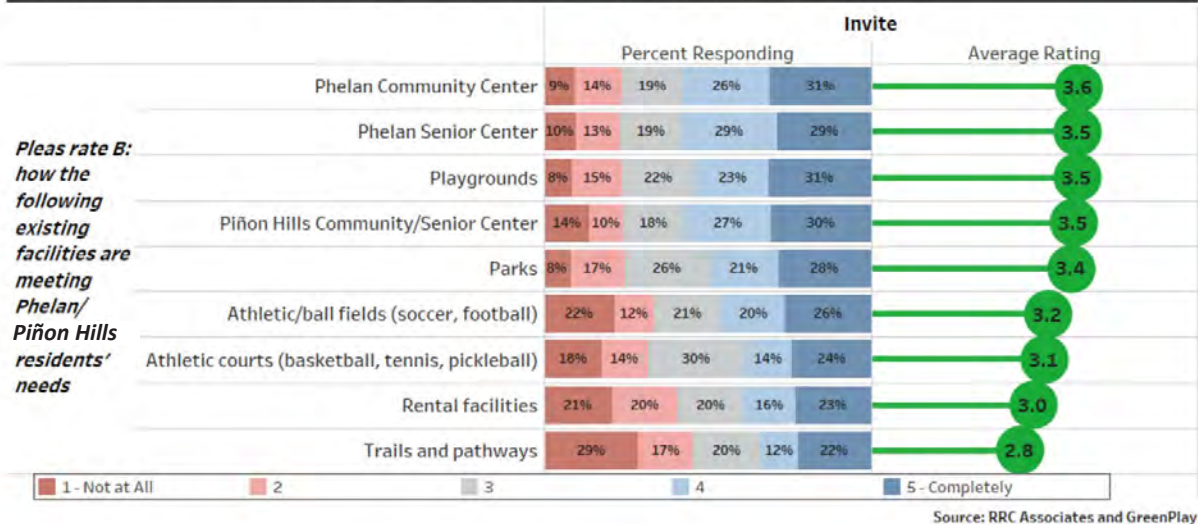
PPHCSD Master Plan Survey | Importance of Facilities



Source: RRC Associates and GreenPlay

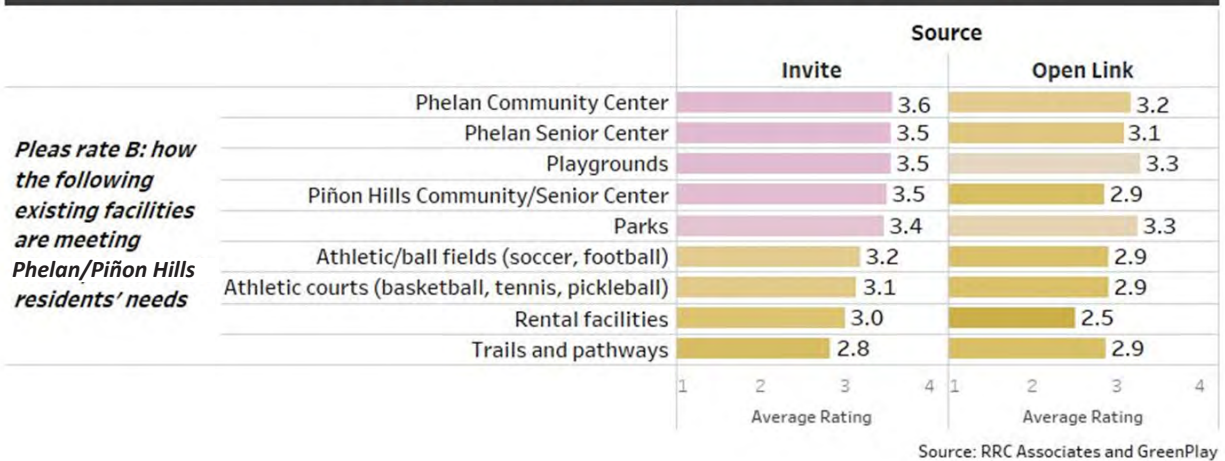
Respondents were more likely to indicate that their needs were met than not met for the Phelan Community Center, Phelan Senior Center, playgrounds, Piñon Hills Community/Senior Center, and parks. However, when it comes to athletic/ball fields and courts, rental facilities, and trails and pathways, a higher share of respondents said their needs were not being met than met.

PPHCSD Master Plan Survey | Degree to Which Facilities Meet Needs



Open link respondents provided lower needs-met ratings for almost all of the facilities, most notably for the Piñon Hills Community/Senior Center (2.9 vs. 3.5) and rental facilities (2.5 vs. 3.0). However, both groups provided higher average needs-met ratings for playgrounds and parks.

PPHCSD Master Plan Survey | Degree to Which Facilities Meet Needs





IMPORTANCE-PERFORMANCE MATRIX

**High importance/
Low needs met**

These are key areas for potential improvements. Improving these facilities would likely positively affect the degree to which community needs are met overall.

**High importance/
High needs met**

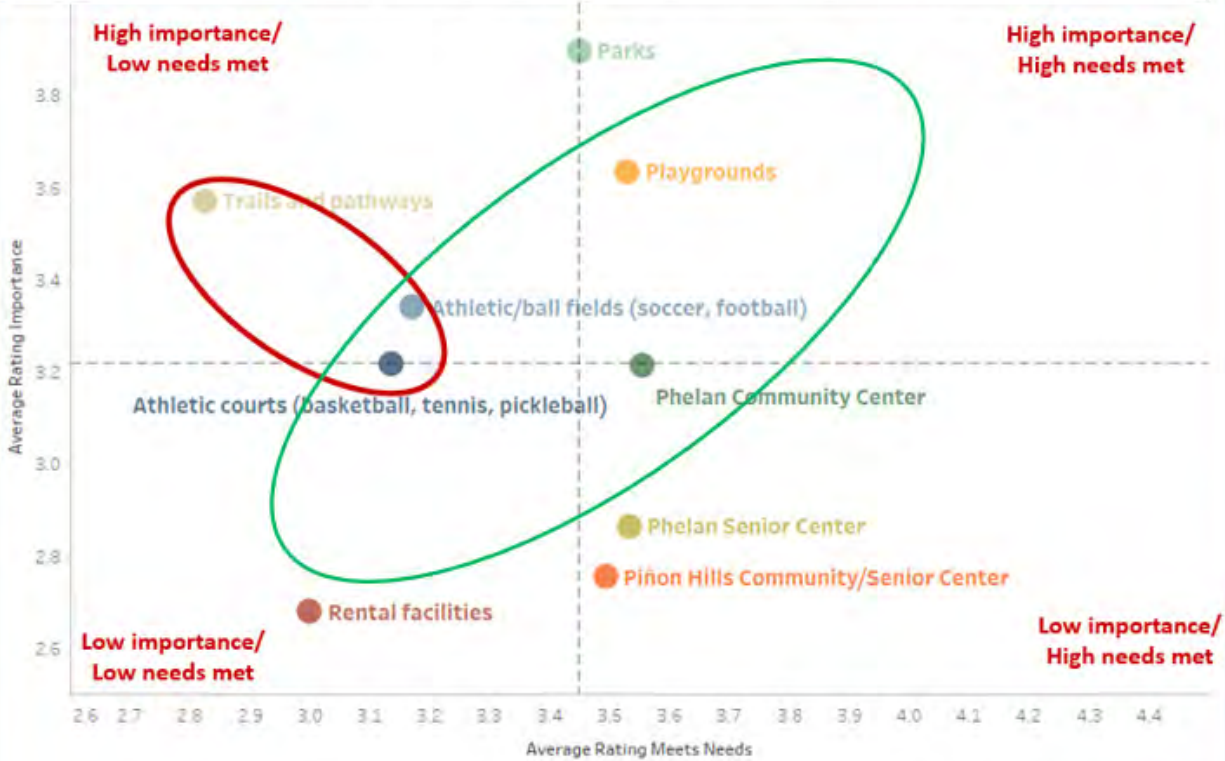
These amenities are important to most respondents and should be maintained in the future, but are less of a priority for improvements as needs are currently being adequately met.

These “niche” facilities have a small but passionate following, so measuring participation when planning for future improvements may prove to be valuable.

**Low importance/
Low needs met**

Current levels of support appear to be adequate. Future discussions evaluating whether the resources supporting these facilities outweigh the benefits may be constructive.

**Low importance/
High needs met**

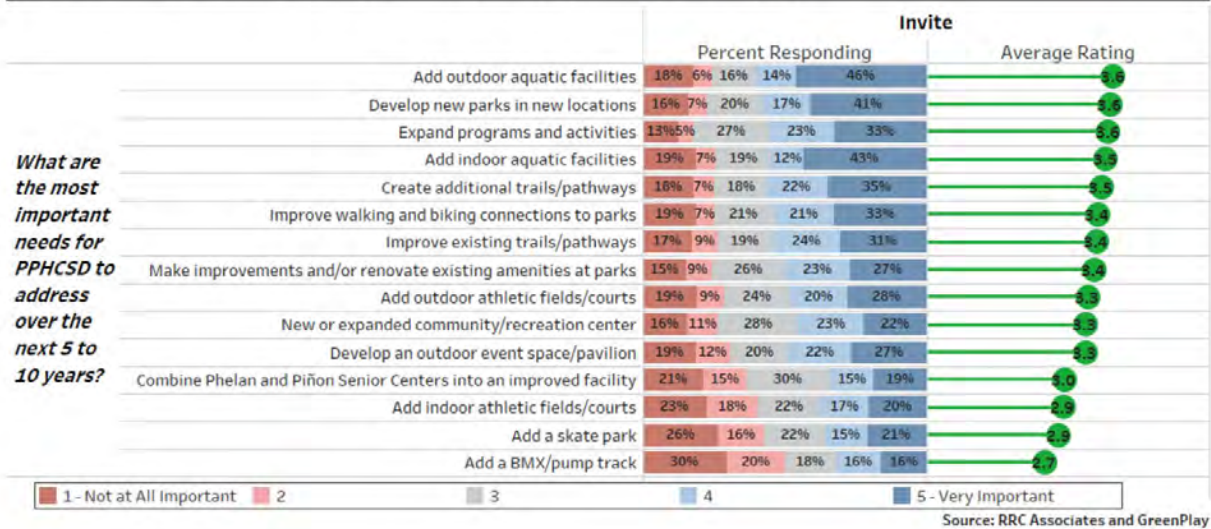


Source: RRC Associates and GreenPlay

Importance of Future facilities

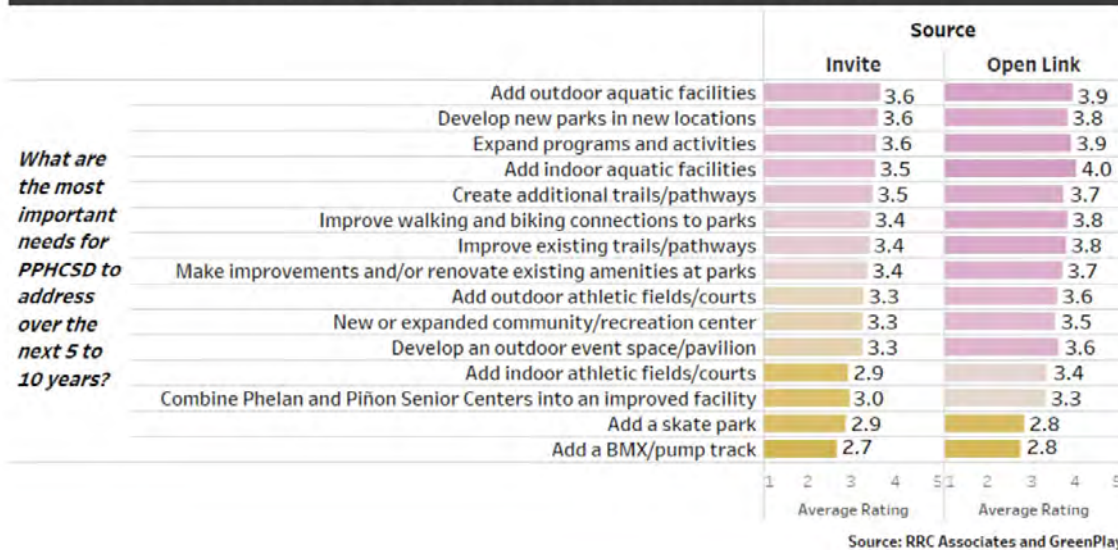
Adding outdoor aquatic facilities (60% rated as important), developing new parks in new locations (58%), expanding programs and activities (56%), adding indoor aquatic facilities (55%), and creating additional trails/pathways (57%), were rated as the most important future needs among invitation respondents.

PPHCSD Master Plan Survey | Future Facilities and Programs



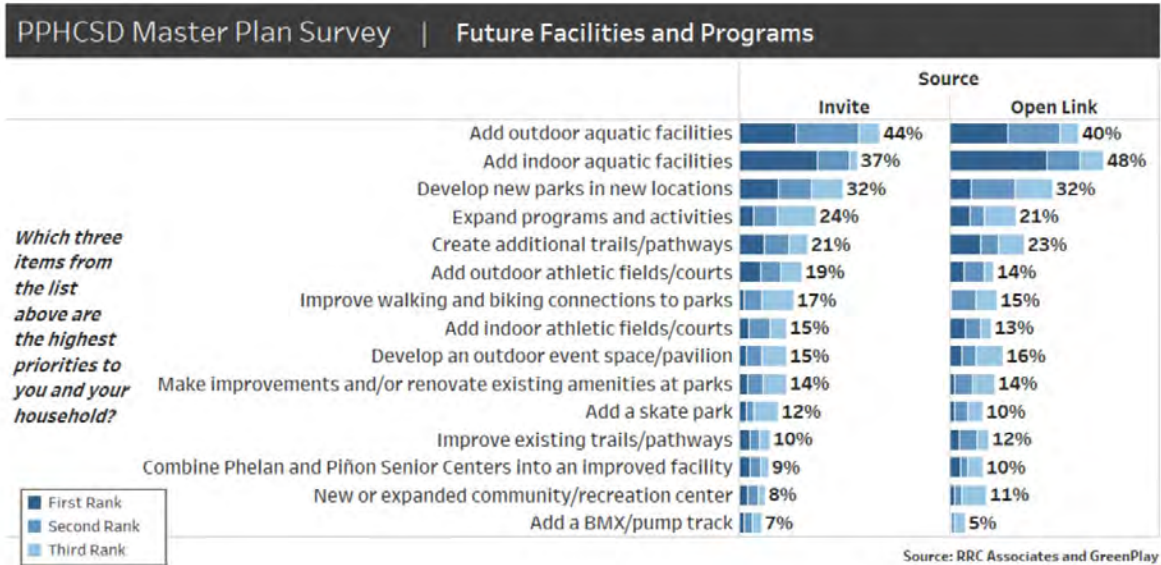
Open link respondents were most likely to rate adding indoor aquatic facilities as important, placing more importance on this item than invitation respondents (4.0 vs. 3.5). In fact, with the exception of adding a skate park and a BMX/pump track, open link respondents provided higher average importance ratings for each of the items listed.

PPHCSD Master Plan Survey | Future Facilities and Programs

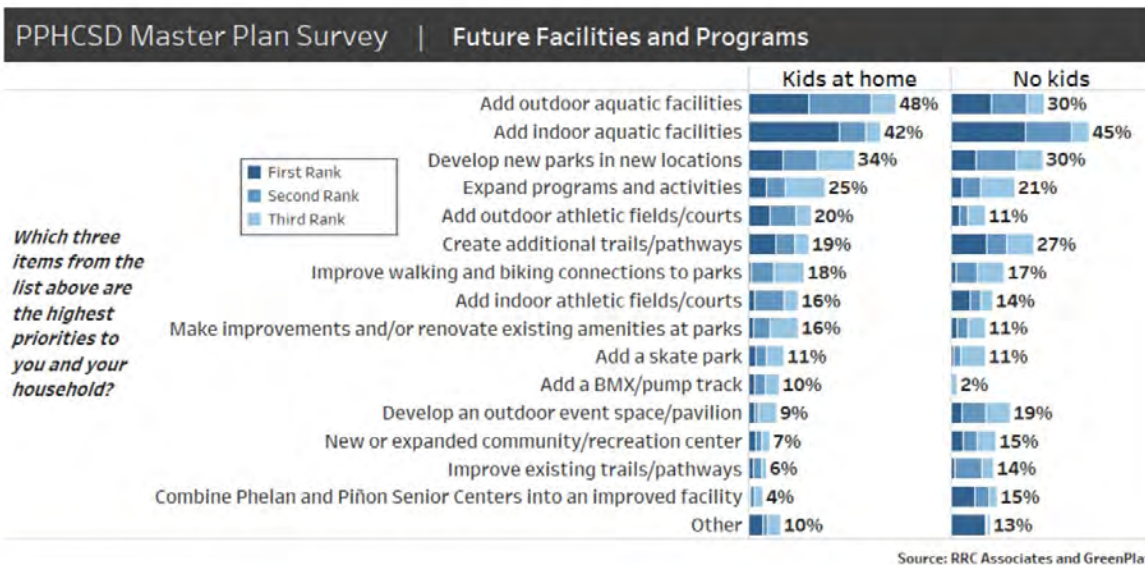


Top Three Future Facility Priorities

Open link respondents were most likely to prioritize adding indoor aquatic facilities, followed by adding outdoor aquatic facilities. Otherwise, response patterns were highly similar to those of the invitation sample.



Results also varied by whether the respondent has kids at home. Those with kids at home placed a higher priority on adding outdoor aquatic facilities, while those without kids favor indoor aquatic facilities. Other notable differences include those with kids placing higher importance on outdoor athletic fields and a BMX/pump track; however, those without kids are more likely to favor additional pathways/trails, outdoor event space/pavilion, and a new community/recreation center.



Programs and Activities

Both sets of respondents expressed a high need or desire for swim lessons/aquatic programs and fitness and wellness programs. Community events and hobby/interest programs were also highly desired by respondents. Overall, invitation respondents showed greater preference toward youth-oriented programs and activities.

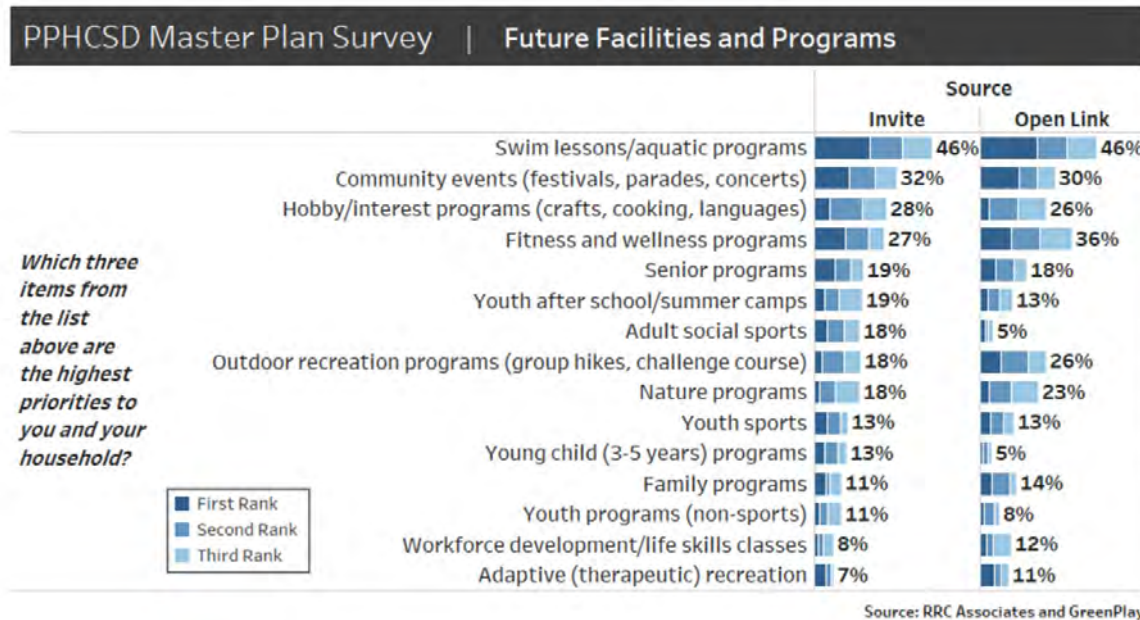


Source: RRC Associates and GreenPlay



Top Three Programs/Services Priorities

Swim lessons/aquatic programs was cited most frequently as a top-three priority among both invitation and open link respondents (46% each). Open link respondents were also about as likely to prioritize community events (30%) and hobby/interest programs (26%). However, open link respondents were more likely to prioritize fitness and wellness programs (36%) outdoor recreation programs (26%), and nature programs (23%).



When evaluated by whether respondents have children at home, major differences exist in a number of categories. Swim lessons/aquatic programs and other youth-oriented programs have two times the importance to individuals with kids at home than those without children at home. On the other side, those without kids at home are much more likely to want fitness and wellness programs, hobby/interest programs, nature programs, outdoor recreation programs, and senior programs.

PPHCSD Master Plan Survey | Future Facilities and Programs



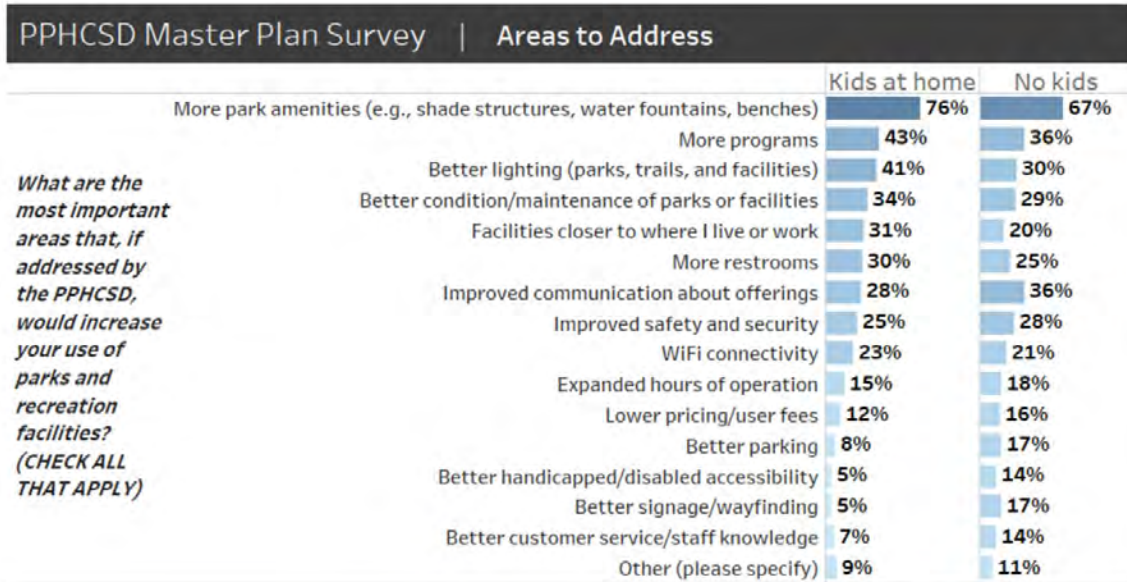
Most Important Areas to Address

Both invitation respondents and open link respondents cited “more park amenities” as the most important factor for increasing their utilization of parks and recreation facilities. Open link respondents were more likely to select “better lighting,” while invitation respondents were more likely to cite “more programs.”

PPHCSD Master Plan Survey | Areas to Address



Respondents with kids at home and those without both rate more park amenities as most important. Fewer major differences exist in this question, but those without kids at home are more likely to want improved communication, while those with kids prefer more programs and better lighting more frequently.

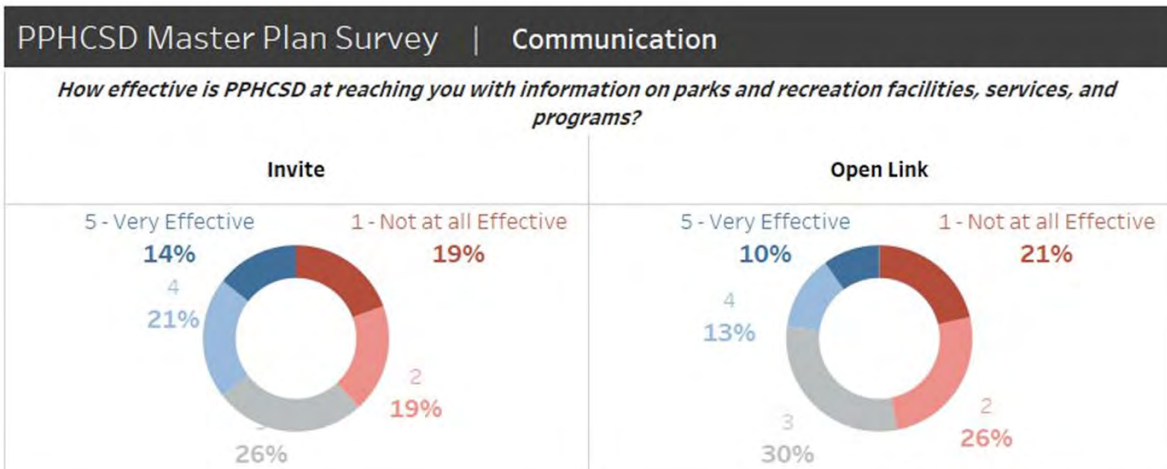


Source: RRC Associates and GreenPlay



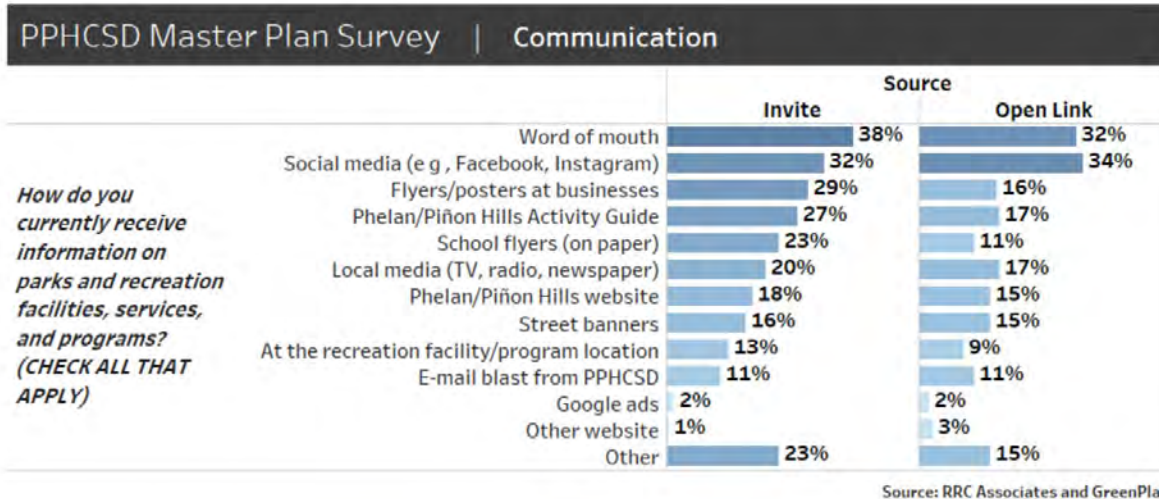
Communication

Invitation respondents indicated that PPHCSD is generally ineffective at reaching them with information on parks and recreation facilities, services, and programs (38% rated as ineffective vs. 35% effective). Open link respondents were less positive with 23 percent indicating responding that communication efforts were effective (vs. 47% ineffective).

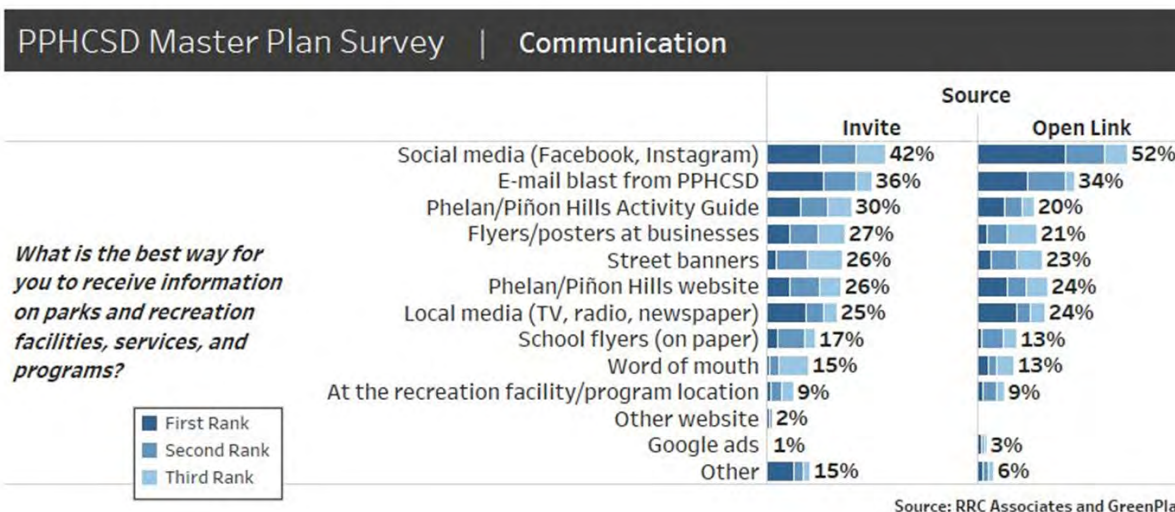


Source: RRC Associates and GreenPlay

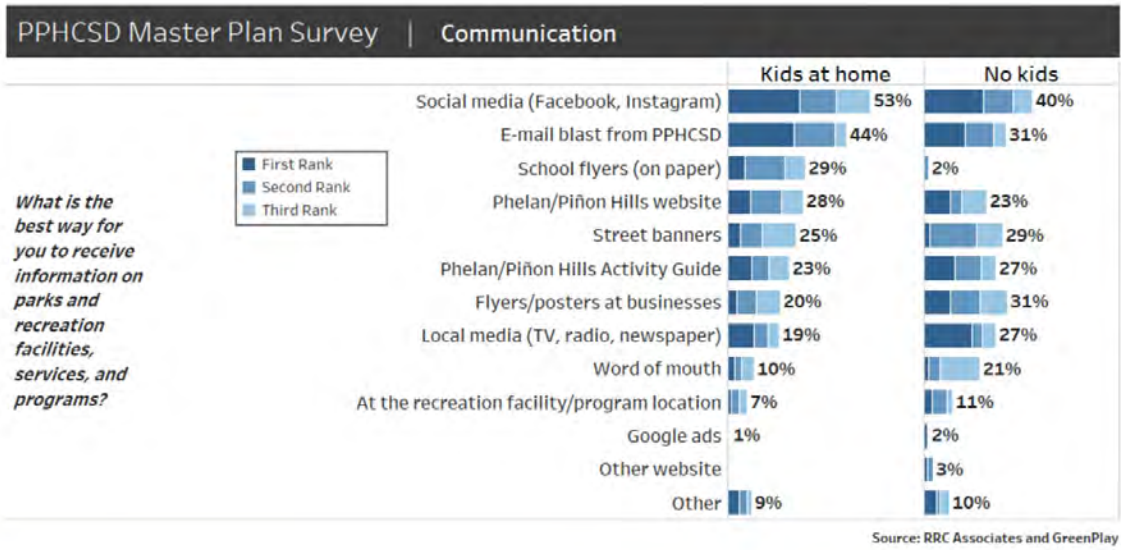
Respondents indicated that they currently most often receive parks and recreation information via word of mouth (38% of invitation respondents and 32% of open link respondents), followed by social media (32% and 34%, respectively). Invitation respondents currently receive information from more sources, on average, than open link respondents (2.5 vs. 2.0 channels selected, on average). Those who said “other” commonly referred to the flyer in the water bill mailings as the other method of communication they receive.



Open link respondents rank social media quite a bit higher than the invitation sample, but have a similar trend overall. The activity guide is preferred by fewer open link respondents (20% vs. 30% invitation), along with flyers/posters at businesses (21% vs. 27%).

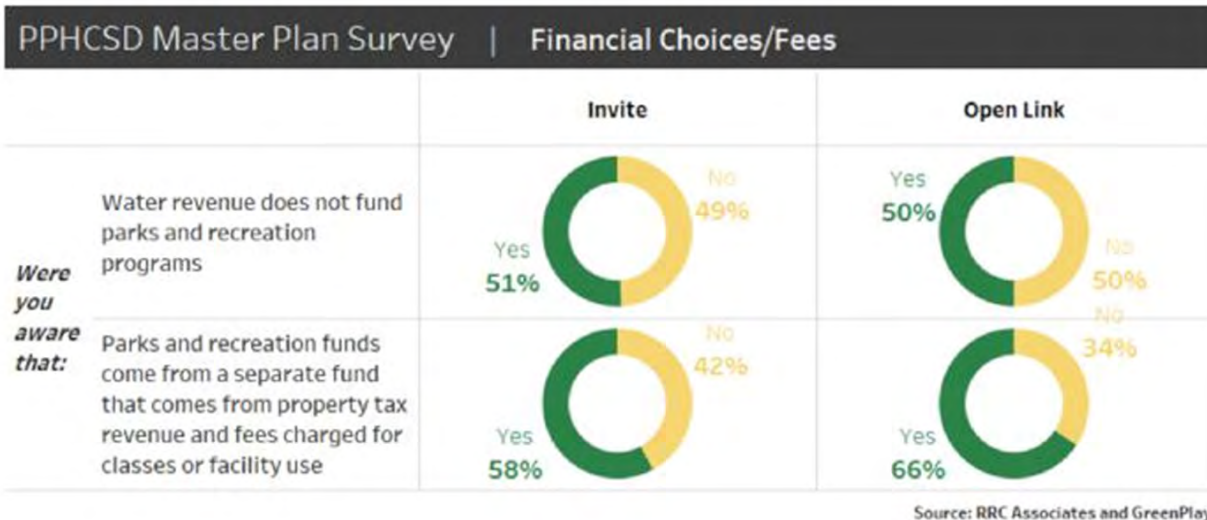


Households with kids at home were more likely to cite social media (53%) as the best way to receive information, which is the same as those without kids at home (40%), albeit a lower percentage. School flyers were not preferred by many respondents without kids, while ranking third for those with kids. Business/posters were much more preferred by respondents without kids at home. However, e-mail blasts are popular for both those without kids and those with kids at home.

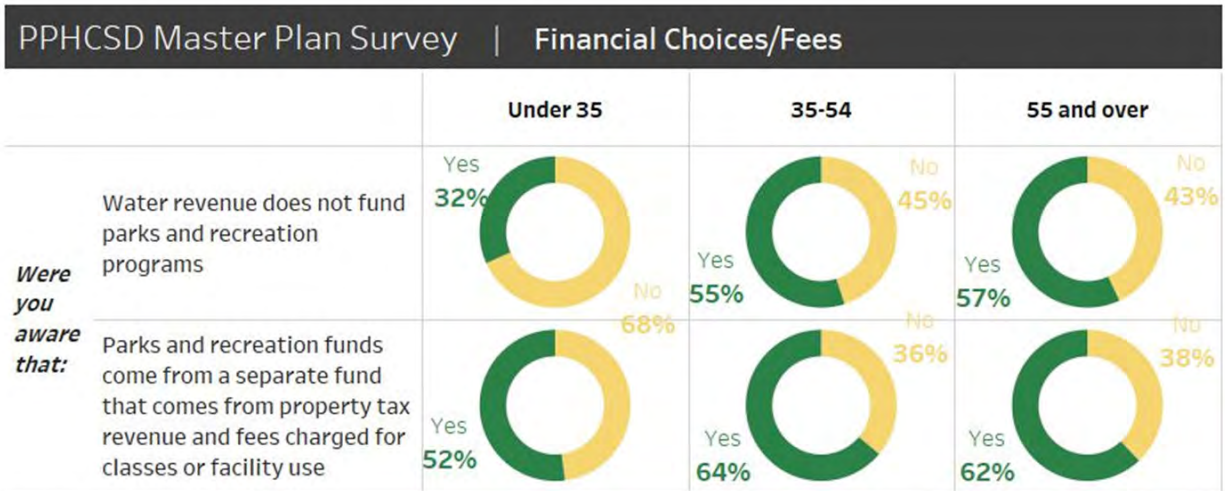


Financial Considerations

When asked about awareness of funding mechanisms for parks and recreation, the invitation and open link group were nearly split 50/50 on awareness that water revenue does not fund parks and recreation programs. Additionally, 58 percent of invitation and 66 percent of open link were aware that parks and recreation funds come from a separate fund from property tax revenue and fees charged.

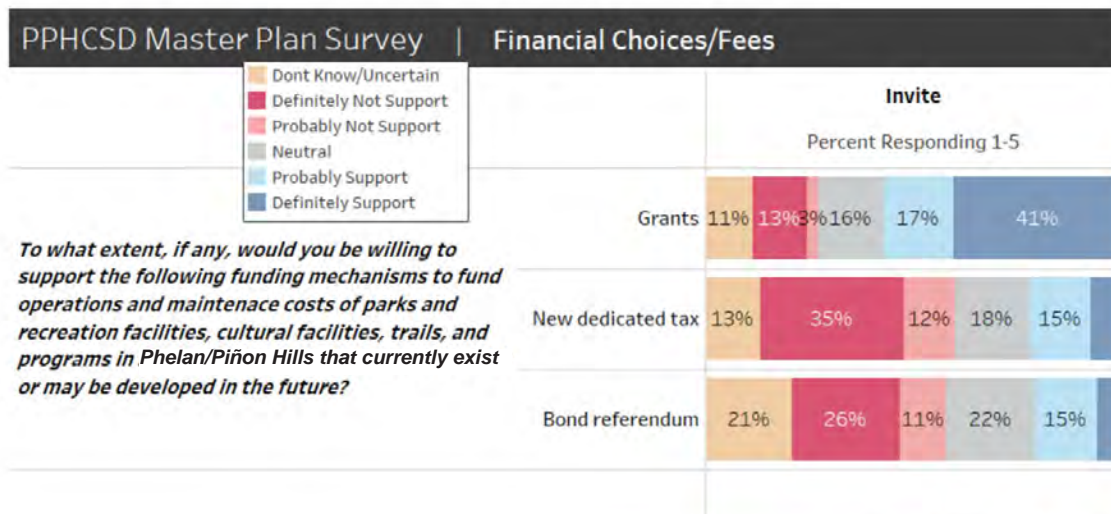


Awareness of both of these funding mechanisms is lower for those under 35 than both other age groups. Thirty-two percent (32%) of those under 35 were aware of water revenue funding while 52 percent knew about the separate fund from property tax and fees. Compared to those aged 55 and over, 57 percent knew that water revenue did not fund parks and recreation programs, and 62 percent knew about the source of parks and recreation funding.



Source: RRC Associates and GreenPlay

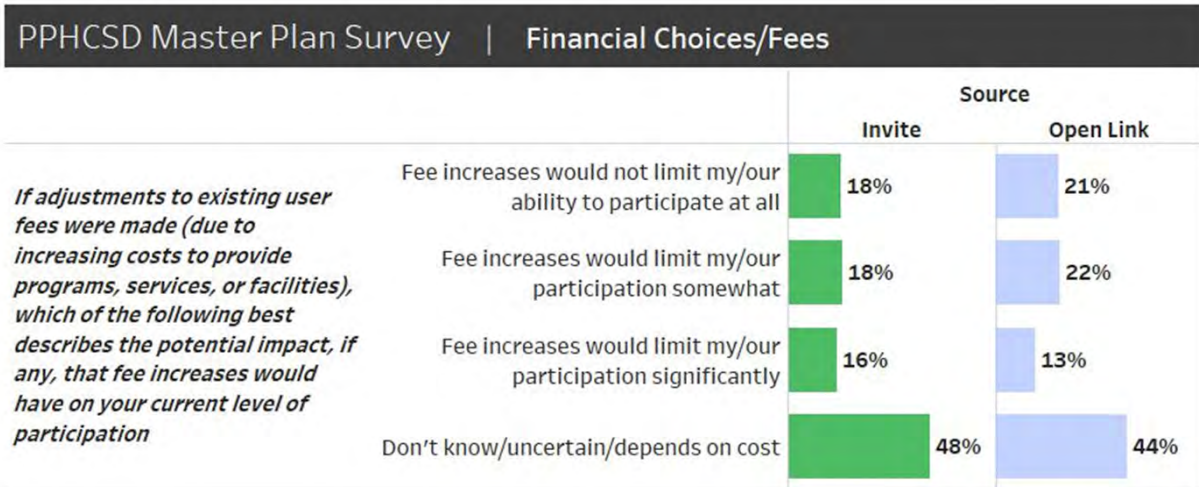
More invitation respondents reported that they would support grants (58% would support) than a new dedicated tax (22% would support) or bond referendum (20% would support). Over 1/5 of invitation respondents are uncertain whether they would support a bond, along with 13 percent uncertain they would support a new dedicated tax and 11 percent uncertain they would support grants.



Source: RRC Associates and GreenPlay



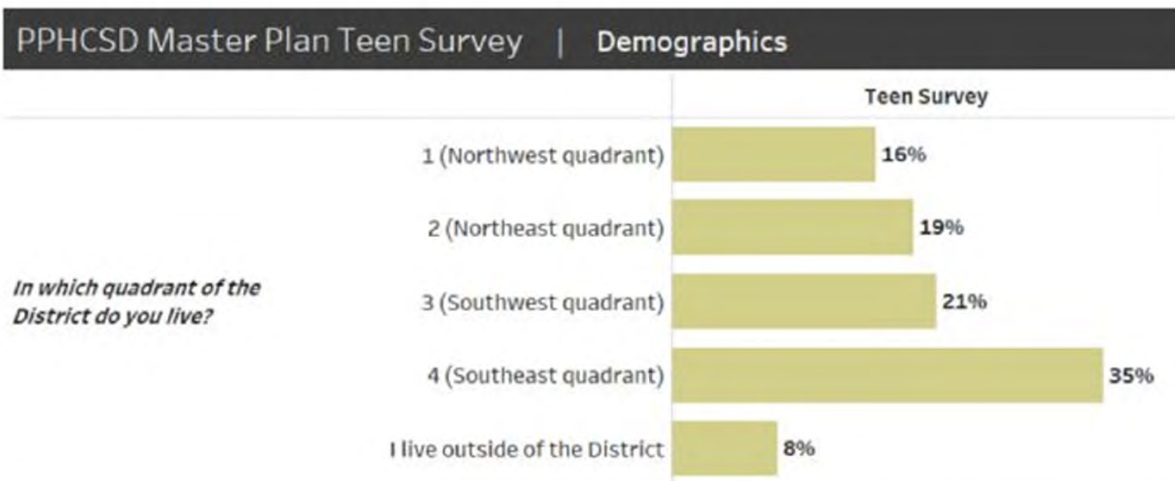
Most respondents, in both the invitation (48%) and open link samples (44%), are uncertain or state that it depends on cost whether increased fees would limit/not limit their participation for parks and recreation programs, services, or facilities. Eighteen percent of invitation respondents and 21 percent of open link respondents said fee increases would not limit their participation, while 34 percent of invitation (35 percent open link) said it would limit their participation at least somewhat or significantly.



Source: RRC Associates and GreenPlay

Teen Survey

Among respondents in the teen survey, the largest share live in the quadrant 4 (Southeast quadrant (35%), followed by those in quadrant 3 (21%), quadrant 2 (19%), and quadrant 1 (16%). A total of eight percent of teens surveyed live outside the District.

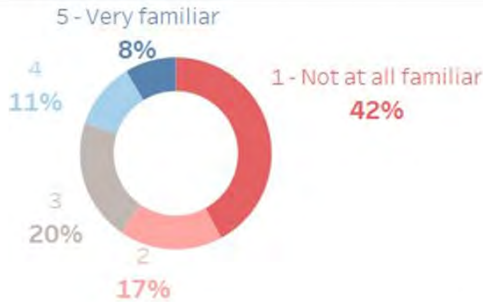


Source: RRC Associates and GreenPlay

Among teens, 59 percent are not familiar with parks and recreation facilities, programs, or services provided by the PPHCSD (rated 1 or 2). Only 19 percent in total rated their familiarity at a 4 or 5, with 20 percent rating their familiarity as moderate (rated 3). Thus, there may be room to improve outreach for teens since the majority are not familiar with what is currently being offered.

PPHCSD Master Plan Teen Survey | Familiarity

How knowledgeable/familiar are you with parks and recreation facilities, programs and services Phelan Piñon Hills Community Services District (PPHCSD) provides?



Source: RRC Associates and GreenPlay

Among teens, visiting a park is most common with 73 percent visiting a park at least once in the past year. Following in terms of usage are using the school district fields (70% used in past year), attending a PPHCSD special event (42% used), the community center (37% used), and a recreation program (32% used). The school district outdoor fields have the largest percentage of teens who use it at least once a week or more (34%), followed by parks (16%).

PPHCSD Master Plan Teen Survey | Current Usage

- Once a week or more
- Once a month
- Once every few months
- Once a year
- Did not use
- Don't know

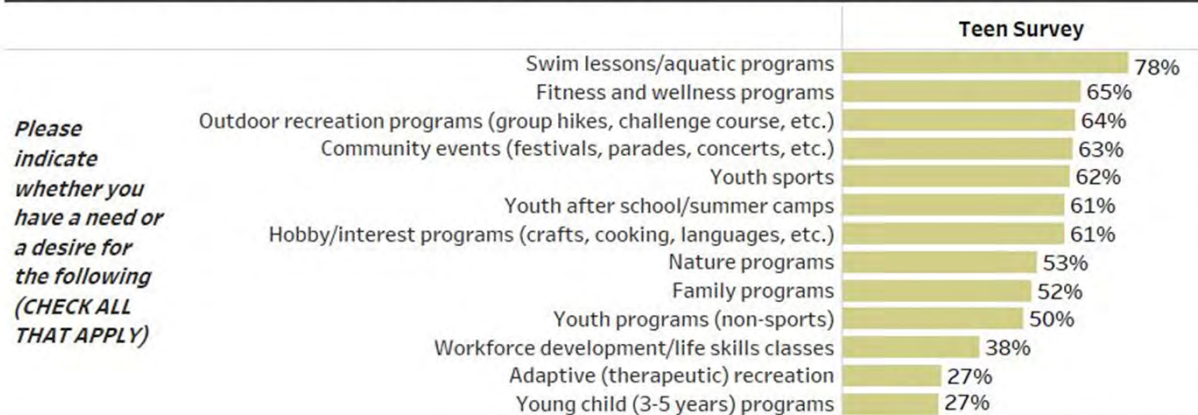
In the past 12 months, how frequently have you:

	Teen Survey				
Visited a Phelan/ Piñon Hills park	16%	15%	21%	20%	27%
Used school district outdoor fields	34%	14%	16%	6%	26%
Attended a PPHCSD special event	7%	13%	19%	53%	5%
Used the Community Center	7%	5%	12%	13%	60%
Participated in a Phelan/ Piñon Hills recreation program	7%	3%	12%	10%	61%

Source: RRC Associates and GreenPlay

When asked whether they have a need or desire for future facilities and programs, teens said swim/lessons (78%) are most desired. A second tier of future amenities were provided with fitness and wellness programs (65%), outdoor recreation programs (64%), community events (63%), youth sports (62%), youth after school/summer camps (61%), and hobby/interest programs (61%) as most important for the future.

PPHCSD Master Plan Teen Survey | Future Facilities and Programs



Source: RRC Associates and GreenPlay

Similarly, when asked to prioritize these future facilities and program choices, swimming and aquatic programs were by far the most important (58%), followed by youth sports (32%), fitness and wellness programs (31%), community events (28%), outdoor recreation programs (25%), and youth after school/summer camps (25%). Thus, the desires of youth line up well with the rest of the community in desiring an aquatic facility and increased programming.

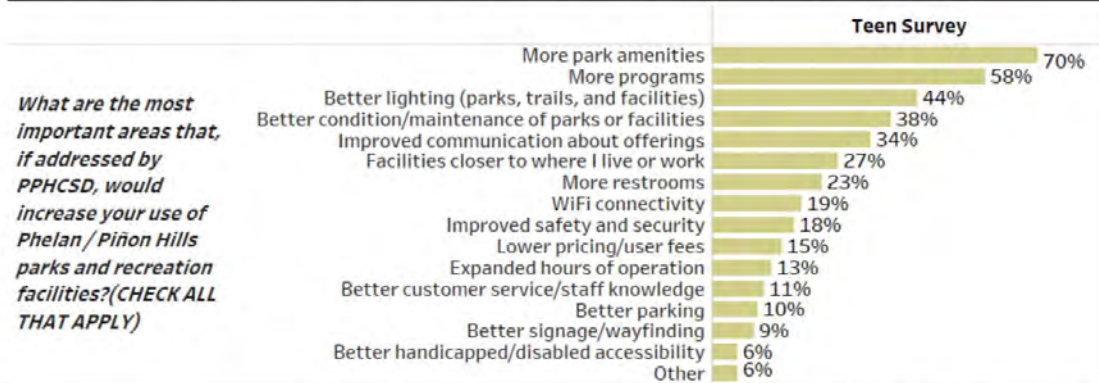
PPHCSD Master Plan Teen Survey | Future Facilities and Programs



Source: RRC Associates and GreenPlay

Teens highlighted that more park amenities (70%), more programs (58%), and better lighting (44%) would be most efficient at increasing their usage of parks/recreation facilities and programs. Furthermore, better condition/maintenance (38%), improved communications about offerings (34%), and facilities closer to where I love or work (27%) are also of importance for a number of teens.

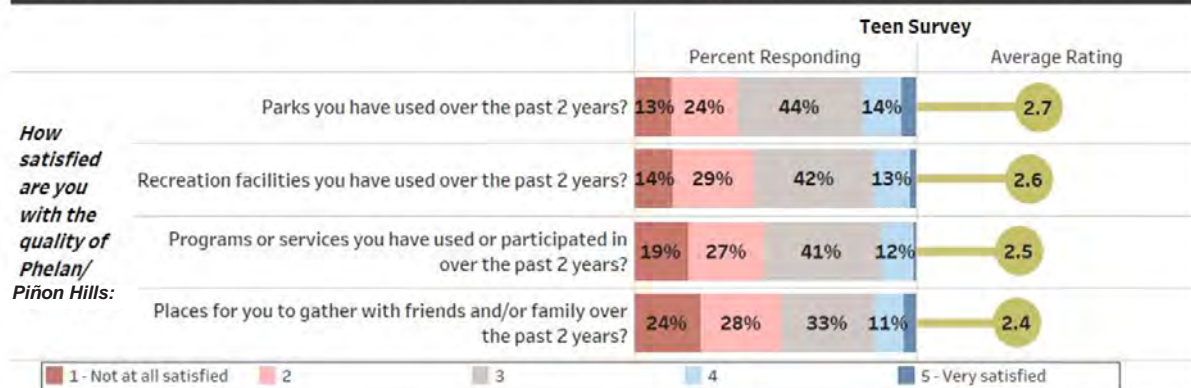
PPHCSD Master Plan Teen Survey | Future Facilities and Programs



Source: RRC Associates and GreenPlay

In terms of satisfaction, most teens were moderately satisfied at best with all aspects of park and recreation. By average, the highest satisfaction ratings are identified for parks (2.7), followed by recreation facilities (2.6), program or services (2.5), and places to gather with friends (2.4). These ratings are lower than for the adult surveys, which may highlight a need to further provide support to younger generations.

PPHCSD Master Plan Teen Survey | Satisfaction with Parks, Facilities, and Services

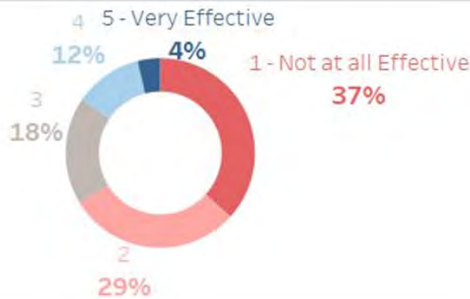


Source: RRC Associates and GreenPlay

In total, 66 percent of teens say that PPHCSD’s communication efforts are not effective (rated 1 or 2). Eighteen percent (18%) rated the communication effectiveness at a 3 out of 5 with only 16 percent total rating either 4 or 5. This is an area for improvement as teens may not be perceiving communication is effective for residents their age in the community.

PPHCSD Master Plan Teen Survey | Communication

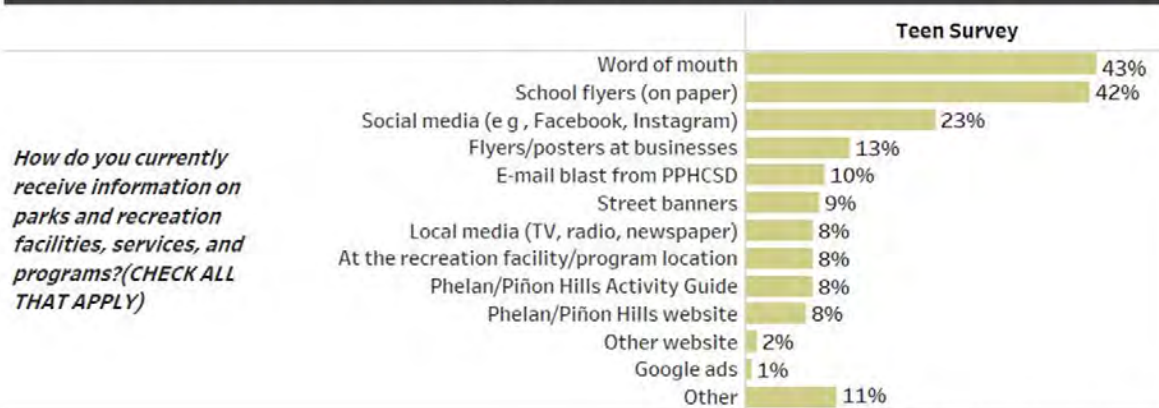
How effective is PPHCSD at reaching you with information on parks and recreation facilities, services, and programs?



Source: RRC Associates and GreenPlay

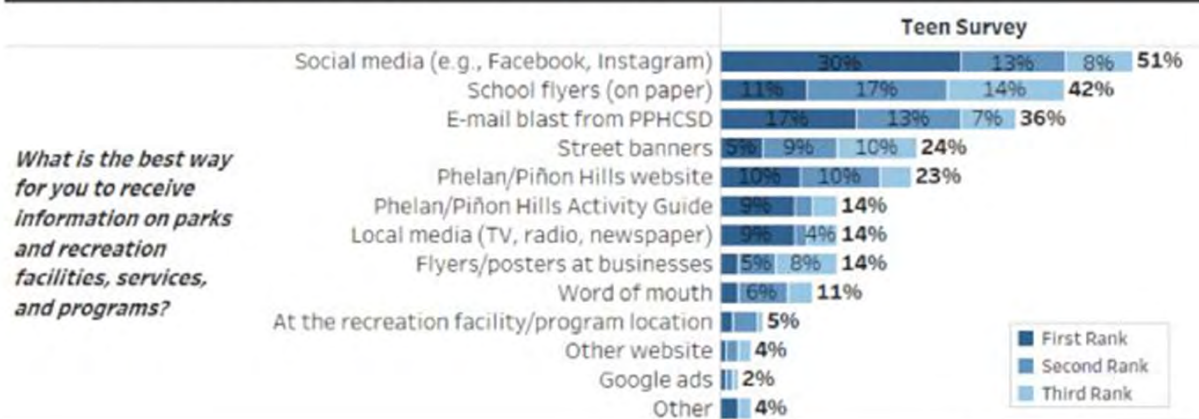
By far, the two sources teens receive information today is through word of mouth (43%) and school flyers (42%). A smaller percentage receive information through social media (23%), flyers/posters at businesses, and through e-mails (10%). Local media, the activity guide, and the website are less effective for this group overall.

PPHCSD Master Plan Teen Survey | Communication



Source: RRC Associates and GreenPlay

When ranked, social media rises to the top with 30 percent of teens rating it as their first option and 51 percent total of the three ranks combined. School flyers rank second overall, but e-mail blasts from PPHCSD had the second highest occurrence of number 1 ranks at 17 percent.



Source: RRC Associates and GreenPlay



ADDITIONAL COMMENTS/SUGGESTIONS

At the end of the survey, teens were given the opportunity to provide any additional comments or suggestions for PPHCSD. Themes that came up frequently through the survey were again prominent in this comment field, including need for a pool, baseball/softball fields, and more promotion of programs and services. A selection of verbatim invitation responses is shown below. The full listing of responses is provided in the appendix.

Would love to see some baseball/softball fields built!

I think it would be great for the community to have aquatic especially in the summer when it's hot and kids have nothing to do

A pool for the high school and residents would be great.

All year Swim facility would be very beneficial to our community. I would pay for a membership, to assist with maintenance and upkeep.

We need a pool. All children need to know how to swim. It is life-or-death situation and early lessons will improve the outcome of any disasters. We have too many non-swimming children in our community and there should not be a reason why. There just isn't a pool nearby.

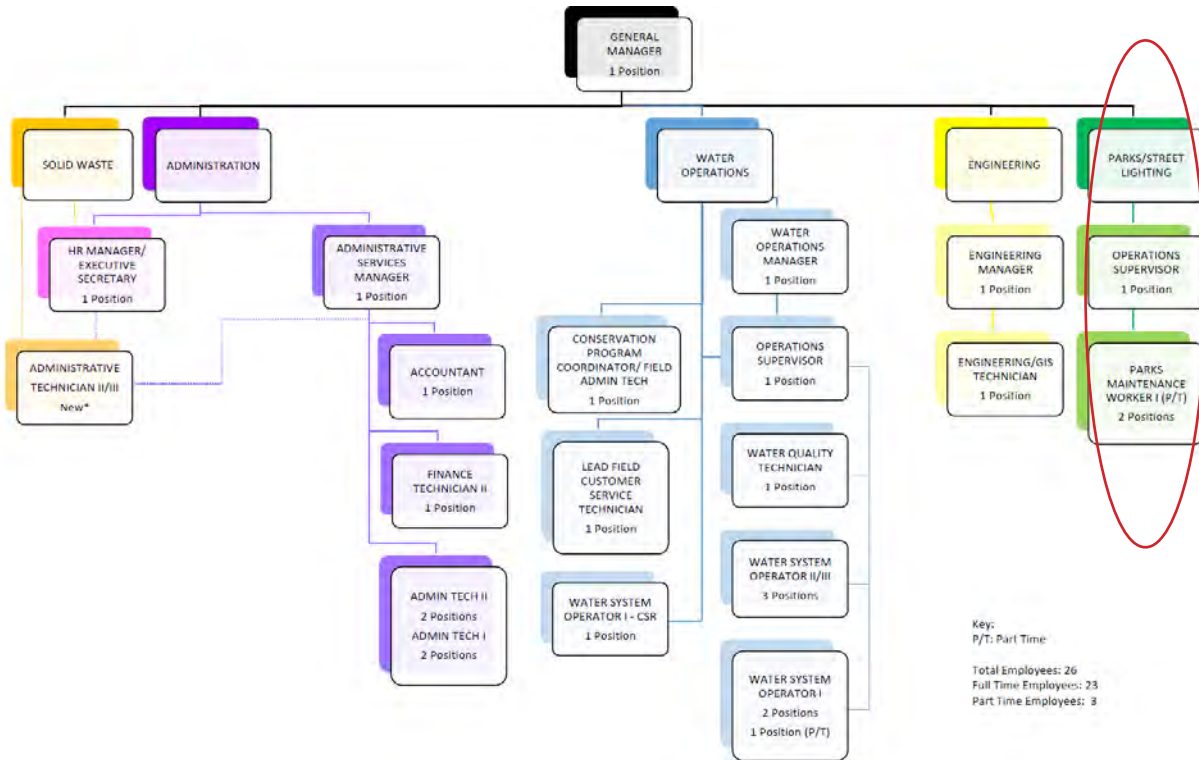
There needs to be more family activities that everyone can be apart of. More security at the park along with better lighting

Wish we had more parks with more equipment for all ages to use, not just little-kid play equipment. Like maybe rock walls or obstacle course type stuff.

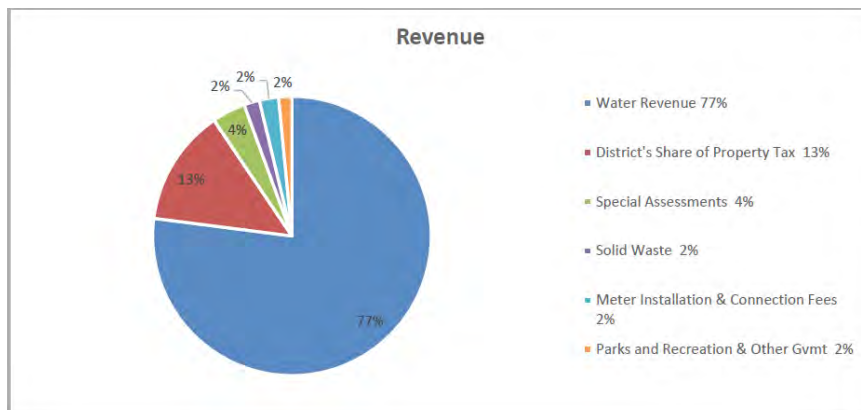
E. ORGANIZATIONAL AND PROGRAM ANALYSIS

Organizational Analysis

The Parks and Recreation Department staff consists of a supervisor and two part-time parks and recreation workers as shown by the red oval on the organizational chart below. The current staff works with contractors to provide the majority of classes and programs.



Parks and Recreation Revenue accounts for two percent of total revenue of the PPHCS District. Fees charged for various program participation (classes, etc.), facility rental (community center rental fees, etc.), and other fees and charges for programs and events sponsored by the Parks and Recreation Department (such as the Farmers Market and Senior Lunches) account for this revenue.



A review of the Department’s operations indicates that the Department is setup to be efficient and functions well in providing programs and services for members of the PPHCSD community. Current policies and procedures appear to be appropriate in supporting the Department’s mission.

- Kids Crafts – weekly summer activity (w/ Phelan Seniors)
- Movie Night – weekly summer activity(w/ Kiwanis)
- Kids Coloring and/or Recycle Contest
- Kids Tumbling or Parkour (w/High Desert Gymnastics)

Recreation Program Analysis

The Department does a very good job of providing programs and services for the PPHCSD community based on the Department’s limited staff. Many programs are operated by contractors. The following list represents typical events managed and/or coordinated by the Department:

Parks and Recreation, Class/Events 2017 Schedule as provided by PPHCSD staff:

Weekly Events:

- Phelan Farmers Market
- Senior Line Dancing

Bi-weekly

- Senior Lunch Program, the first Wednesday at Phelan Community Center Unit A and the third Thursday at Piñon Hills Community Center.

Monthly Events:

- Phelan Senior Lunch Program
- Piñon Hills Senior Lunch Program

Annual Events:

- Recycling Contest (w/CR&R)
- Desert Snakes and Animals Workshop (w/ Forever Wild or Dr. Glassy)
- Horse Ownership Workshop (w/Code enforcement, Land Use and Animal Control)
- Winterization Workshop
- Composting Workshop (w/Don Woo, master composter)
- Plants, Planting, and Soils (w/Mojave Water Association (MWA) or Mills Hardware)
- Conservation and Recycle Awareness
- Archery – weekly summer activity (w/ Mojave Archers)



PHELAN PHAMILY PHUN DAYS 2018

Annual Events in Partnership with Other Agencies:

- Senior Health Fair (w/Snowline JUSD, Sheriff’s Dept. and 151 District Supervisors Office)
- Get to Know Your Natives (partner with Transition Habitat Conservancy)
- Water Awareness Expo (w/MWA and other high desert water agencies)
- Friends In Sight (partner with Timberline Lion)
- Phelan Phun Days (w/Phelan Chamber)
- March, Tri- Community Senior Health Fair - March (16th)
- October, Phelan Phun Day (participant) – October (13th - 15th)

Workshops/Classes/Events

- Numerous classes and other events are offered by the Department

The following table shows the rental/reservation activities for indoor facilities during 2017/18:

Table 4: Meetings and Activities at the Community Centers

Parks and Recreation Activities	2017/2018	Phelan Community Center	Piñon Hills Community Center	Office
Phelan Rental	315	315		
Phelan PPHCSD Activities	135	135		
Board Meetings	24	24		
Committee Meetings	62			
Piñon Hills Rental	244		244	
Piñon Hills PPHCSD Activities	27		27	
Total	807	474	271	62

Additional usage of facilities appears to be possible.

Maintenance and Facilities

The Department does an excellent job maintaining the existing parks and facilities. The following is a list of projects recently completed or in progress.

Outcomes and Projects in Progress and/or Completed in 2017/2018:

- Continue to improve park operations – ongoing
- Continue to provide additional training for staff – ongoing
- Continue pursuit of additional recreation programs in partnership with businesses, clubs, and local sports associations – ongoing
- Continue pursuit of additional recreational programs to meet community needs – ongoing
- Continue to repair or replace approved equipment and facilities from the 10-year maintenance plan – ongoing
- Contract with an engineering firm for the design of Phelan parking lot – 75% complete
- Contract with professional services provider to begin study and develop a parks master plan – 50% complete
- Vietnam Memorial Wall display and ceremony – Complete

III. INVENTORY, LEVEL OF SERVICE ANALYSIS, GEOGRAPHIC DISTRIBUTION AND FUTURE ACTIONS

A. INVENTORY

Phelan and Piñon Hills recreation facilities consist of two parks. One considered a Community Park and the other a Neighborhood Park (see **Figure 17**, **Figure 18**, and **Figure 19**). Each park was inventoried for purposes of field checking the extent of the park, the facilities currently provided as well as determining areas where additional park amenities could be added. On the maps, these violet colored areas are referred to as Underutilized Park Acreage since they represent the ability to add infill recreation amenities in the future. The underutilized areas are still counted in the park acreages although they are not really providing for a recreation use or activity. The tables and maps also indicate expansion areas.

These are areas that are adjacent to the park and where the Community Service District owns the land (in green) or where possible lands could be acquired (in blue). The Piñon Hills park map does not include expansion areas, since this facility is a neighborhood park and meets this purpose. For Piñon Hills, it is likely to be more appropriate to add additional neighborhood parks that are more distributed in the area to better serve the population or add a community park that can handle larger recreational fields. The expansion areas have been included in future levels of service analysis for discussion purposes only. The acres associated with each park are shown on **Table 5** and amenities are shown on **Table 6**.

Figure 17: Overview of Existing Parks

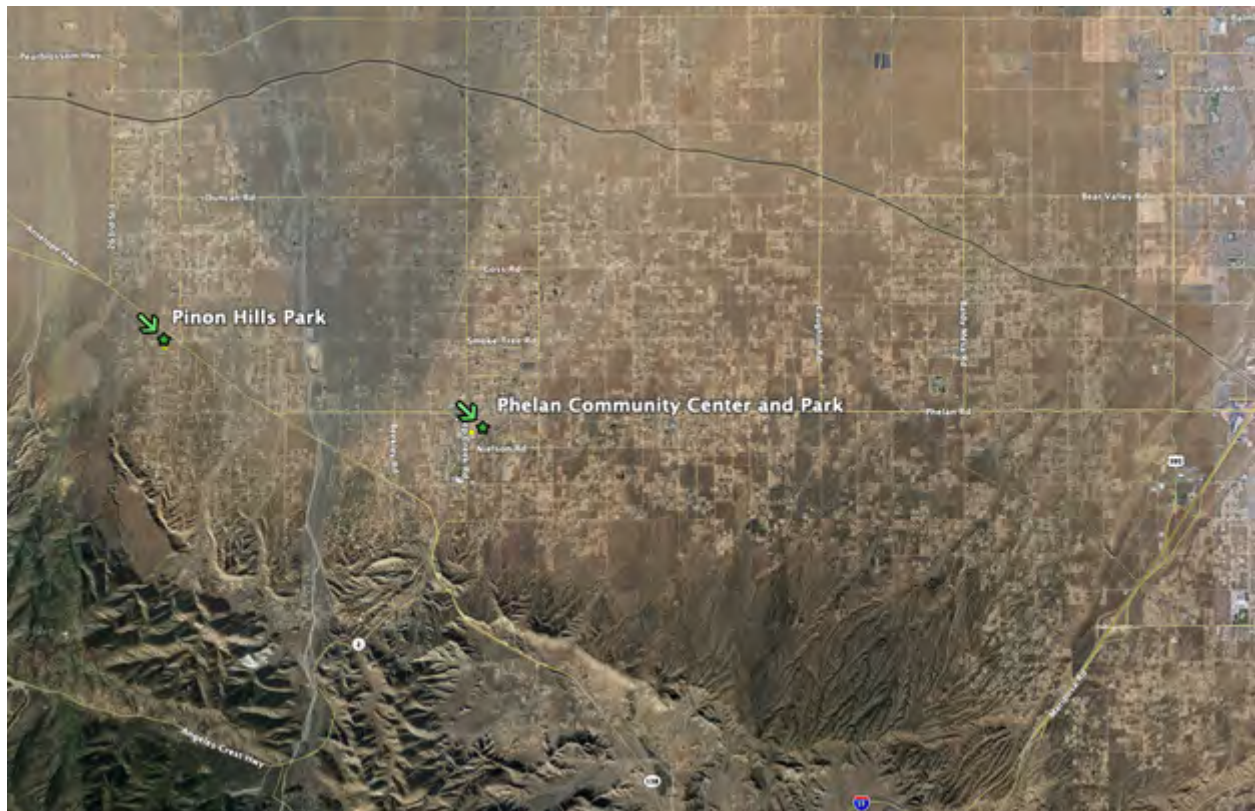


Figure 18: Piñon Hills Community Center and Park

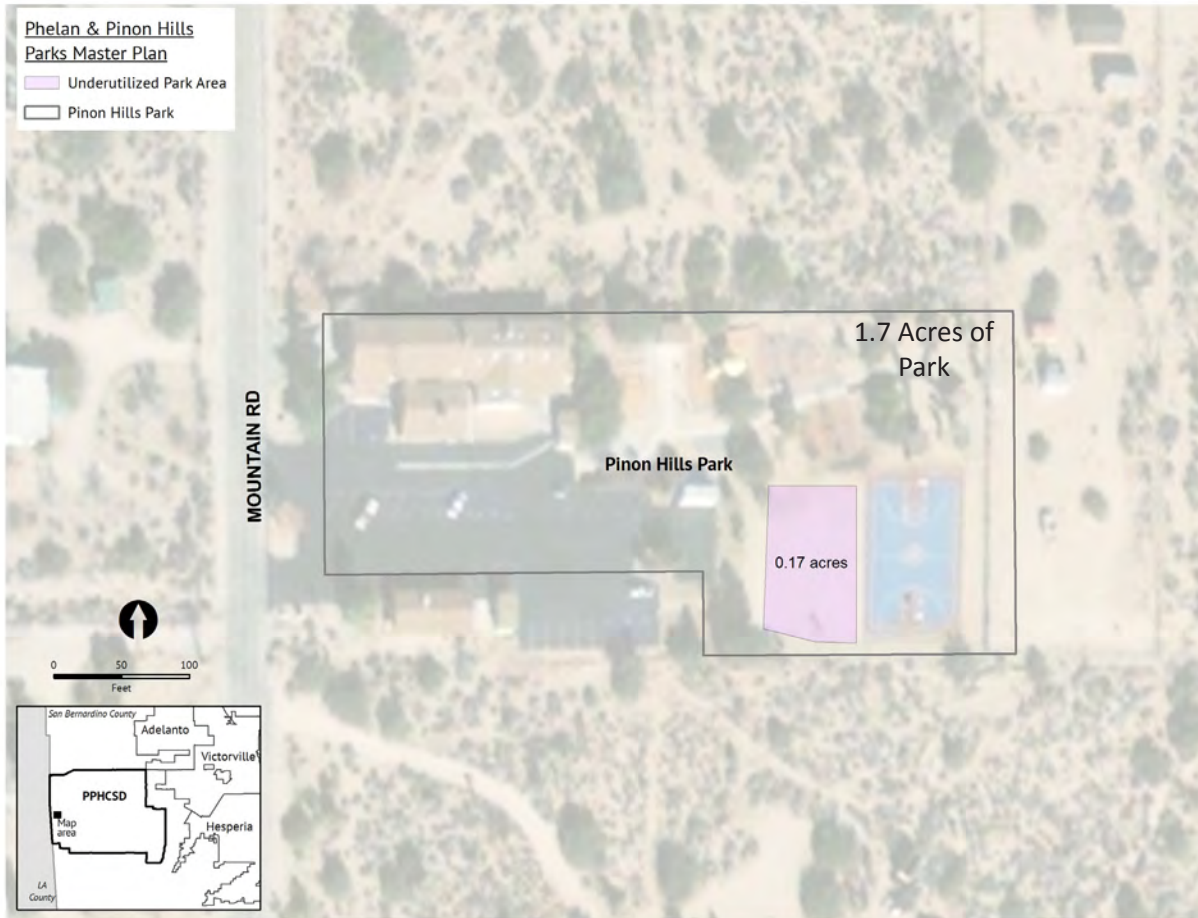


Table 5: Summary of Park Acreages

Summary of Park Acreages				
Park	Existing Park Acreage	Expansion Acreage	Underutilized Park Acreage	Existing and Expansion Acreage
Phelan Park	3.1	5.0	0.27	8.1
Pinon Hills Park	1.7	0.0	0.17	1.7
Total: PPH Comm. Services District	4.8	5.0	9.83	10

Figure 19: Phelan Community Center and Park

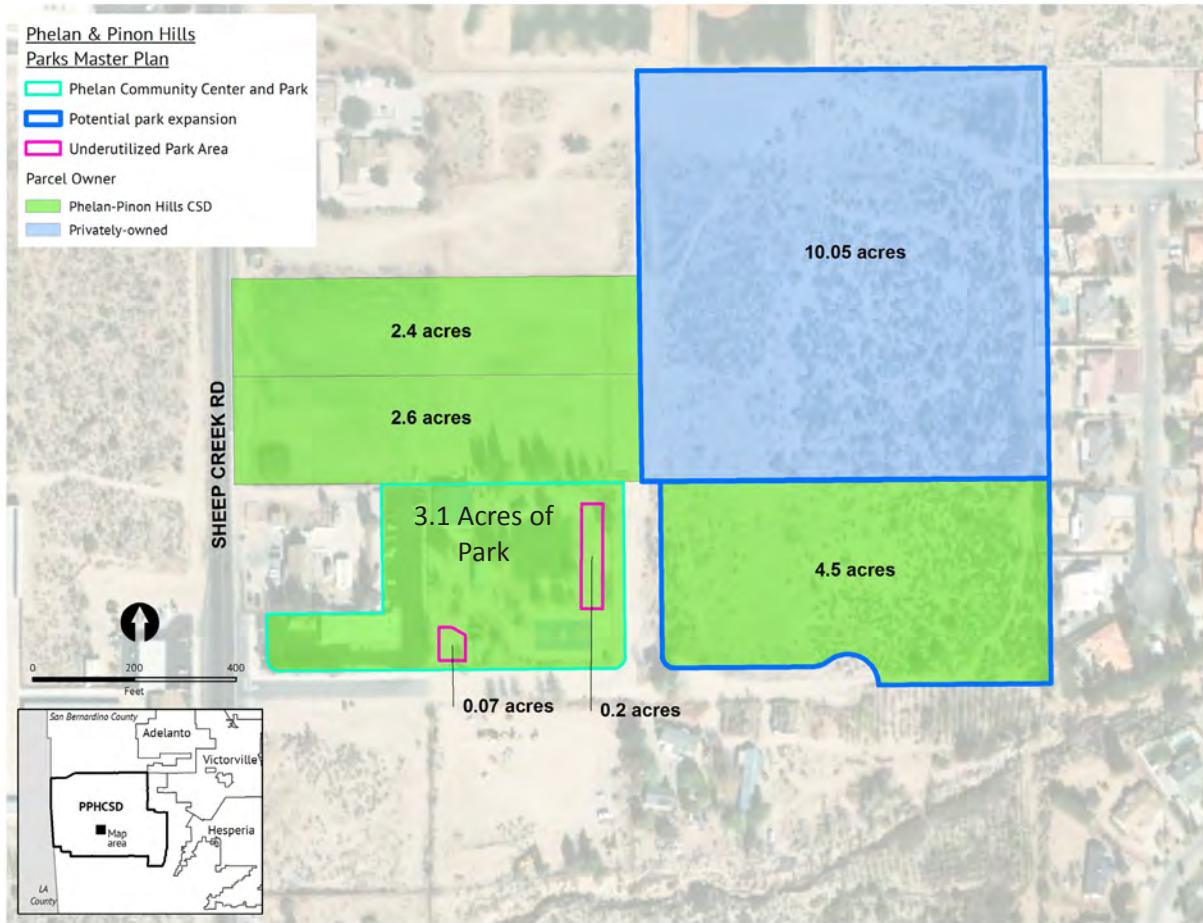


Table 6: Summary of Park Amenities

	Phelan Community Center and Park	Pinon Hills Park
RECREATIONAL AMENITIES		
Basketball		1
Community/ Recreation Center	1	1
Multipurpose Fields	1	
Picnic Shelters (5+ people)	3	4
Playgrounds (ages 2-5, 6-10)	2	3
Restroom	1	1

B. POPULATION BASED STANDARDS OVERVIEW

To determine if recreation needs are being met with facilities, a comparison of National Recreation and Park Association's (NRPA) 2018 Survey of recreation standards were used. The park standards are more a reflection of what is the average park resources provided to populations throughout the nation. Nearly 2,000 municipalities and agencies have completed surveys indicating the facilities and park acreages that they provide. These NRPA standards are adjusted based on the urbanization or rural nature of the area. The survey results are broken into different categories based on population densities of one square mile of the community. Rural areas have a lower need for parks since there are a variety of open space opportunities, including

regional, state and national level parks that are generally close by. However, urban areas will often have less park acreage developed because of the higher costs of land. On a national level, for every 1,000 population, there are 10 acres of neighborhood, community, regional, and other special park facilities. Since this region of San Bernardino County has an extensive amount of open space and US Forest Service and BLM lands to the south, a standard of 10 acres is excessively high. Most communities in this region have a 3-5 acres per 1,000 population standards. However, many land resources exist in the community and since the District has some substantial land holdings, a 6 acres per thousand population is a reasonable number. **Table 7** indicates the number of acres required using this standard and how this compares with the current and future acreages of parks.

Table 7: Recommended Park Standards and Current Situation

Population-Based Level of Service													
Community	Existing Acreage (Community/Neighborhood Park)	Potential Future Acreage	Existing Acreage = Potential Future Acreage	2016 Population [ACS]	2035 Population [SCAG]	Population Increase	Existing LOS (Acres/1,000 ppl)	Future LOS (Acres/1,000 ppl)	Standard (Acres/1,000 ppl)	Existing Need (Acres)	Existing Deficiency (Acres)	Future Need (Acres)	Future Deficiency (Acres)
Phelan	3.1	155.8	158.9	14,503	19,877	37%	0.21	7.99	6	87.0	-83.9	119.3	39.6
Pinon Hills	1.73	0	1.73	6,796	7,182	6%	0.25	0.24	6	40.8	-39.0	43.1	-41.4
Totals: PPH Comm. Services District	4.83	155.8	160.63	21,299	27,059	27%	0.23	5.94	3	63.9	-123.0	0.0	-1.7

Table 8: Recommended Recreation Amenity Standards

RECREATIONAL AMENITY (Using the 2018 NRPA Performance Benchmarks with Local Adjustments) ³	Facility per Quantity of Persons*	Current Facilities Desired based on 2016 population	Future Facilities Desired	Current Available Facilities	Phelan Community Park	Phelan Hills Park	Current Surplus or (Deficit)	Current Facilities Needed (rounded to nearest whole #)	Future Surplus or (Deficit)	Future Facilities Needed (rounded to nearest whole #)
Basketball	1	7,869	2.7	3.4	1.00	1	(1.71)	2	(2.44)	2
Bocce Ball	1	40,000	0.5	0.7	0.00		(0.53)	1	(0.68)	1
Community/ Recreation Center	1	25,000	0.9	1.1	2.00	1	1.15	0	0.92	0
Diamond Fields	1	6,628	3.2	4.1	0.00		(3.21)	3	(4.08)	4
Dog Park	1	51,804	0.4	0.5	0.00		(0.41)	1	(0.52)	1
Equestrian Facility	1	40,000	0.5	0.7	0.00		(0.53)	1	(0.68)	1
Gymnasium (Square Feet)	1	21,000	1.0	1.3	0.00		(1.01)	1	(1.29)	1
Horseshoes	1	40,000	0.5	0.7	0.00		(0.53)	1	(0.68)	1
Multipurpose Fields	1	9,043	2.4	3.0	1.00	1	(1.36)	1	(1.44)	2
Outdoor Aquatic Center (SF)	1	42,344	0.5	0.6	0.00		(0.50)	1	(0.64)	1
Pickleball	1	5,000	4.3	5.4	0.00		(4.26)	4	(5.41)	5
Picnic Shelters (5+ people)	1	5,000	4.3	5.4	7.00	3	2.74	3	1.59	2
Playgrounds (ages 2-5, 6-10)	1	6,132	3.5	4.4	5.00	2	1.53	2	0.59	1
Restroom	1	25,000	0.9	1.1	2.00	1	1.15	1	0.92	1
Skateparks / BMX	1	27,375	0.8	1.0	0.00		(0.78)	1	(0.99)	1
Soccer Fields	1	5,584	3.8	4.8	0.00		(3.81)	4	(4.85)	5
Tennis	1	5,462	3.9	5.0	0.00		(3.90)	4	(4.95)	5
Volleyball	1	12,105	1.8	2.2	0.00		(1.76)	2	(2.24)	2
Pinon / Phelan Population, 2016 ¹		21,299	City Area: 134 sq. miles		2016 Pop. Density (People per square mile):		159			
Pinon / Phelan Population 2035 ²		27,059			2035 Population Density (People per square mile):		202			
Increase in population:		27.04%								

Individual park amenities are also often looked at to see how they may compare with other jurisdictions. These comparisons can help to identify deficiencies. However, the use of the NRPA survey data should be used as guidelines. The standards listed have been taken from the lower density of persons per square mile standards, as suggested for rural areas. Please refer to **Table 8** for the current situation of park facility deficiencies when compared with national survey results.

C. GEOGRAPHIC DISTRIBUTION

It is important to not only determine the quantity of parks and their amenities, but also to look to see how they are distributed relative to where users are. Older methods of park planning relied on simple service area radii. Current GIS tools allow for a more accurate network analysis of how a person would actually walk, ride a bike or drive a car to the park. Service analysis should be based on time not static distances. Static distances make the assumption that travel is as how “a crow flies” as a straight line between where a person lives and

where they go to the park. It is rare that a straight line between these two points would represent how a person would travel to the park.

Since the community is very spread out and distances to parks are more extreme in low density communities, the typical standard of a 15-minute walk to a park will not be used. Instead, a 15-minute travel time was assumed for riding a bike, which results in a much larger area of park access coverage than the walking time indicates (see **Figure 20**). A more typical access mode will be driving. A 5-minute driving time was applied to accessing parks (see **Figure 21**). This drive time includes an additional 1-minute for loading up the vehicle and getting onto local streets and another minute for finding parking, parking and unloading.

Table 9 summarizes the population that is within the bikeshed and driveshed of each of these parks. These persons would all be individuals that are well served by the geographic distribution of the parks in Piñon Hills and Phelan. This table has used the 7-minute drivetime (5-minutes actual driving) to determine the travelsheds of the two existing parks.

Table 9: Populations within Close Proximity to Existing Parks

Population Served within Travelsheds*		
Underserved Area	2020 Population	2035 Population
Northwestern	2,841	3,201
Northeastern	7,356	9,477
Southwestern	1,704	1,836
Southeastern	4,559	5,201
Total Population	16,459	19,716
* Travelsheds include 7 minute drivetime / 5 minutes actual driving time		

Figure 20: Map Showing areas within a 15-minute Bike Ride from Origin to Park Destination

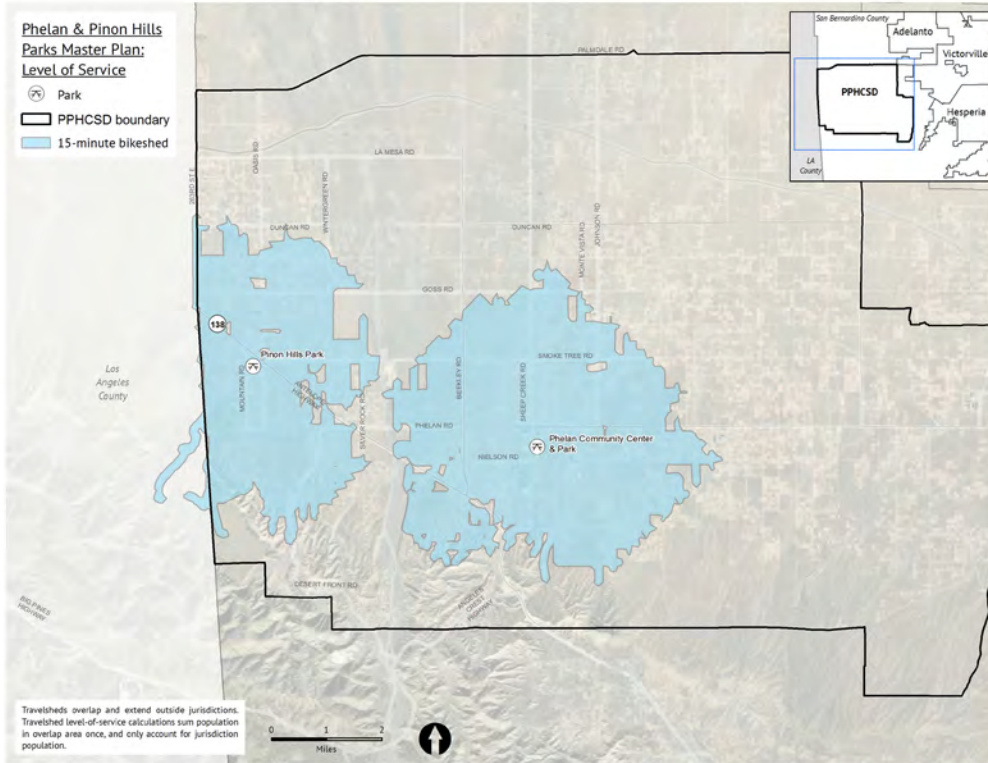
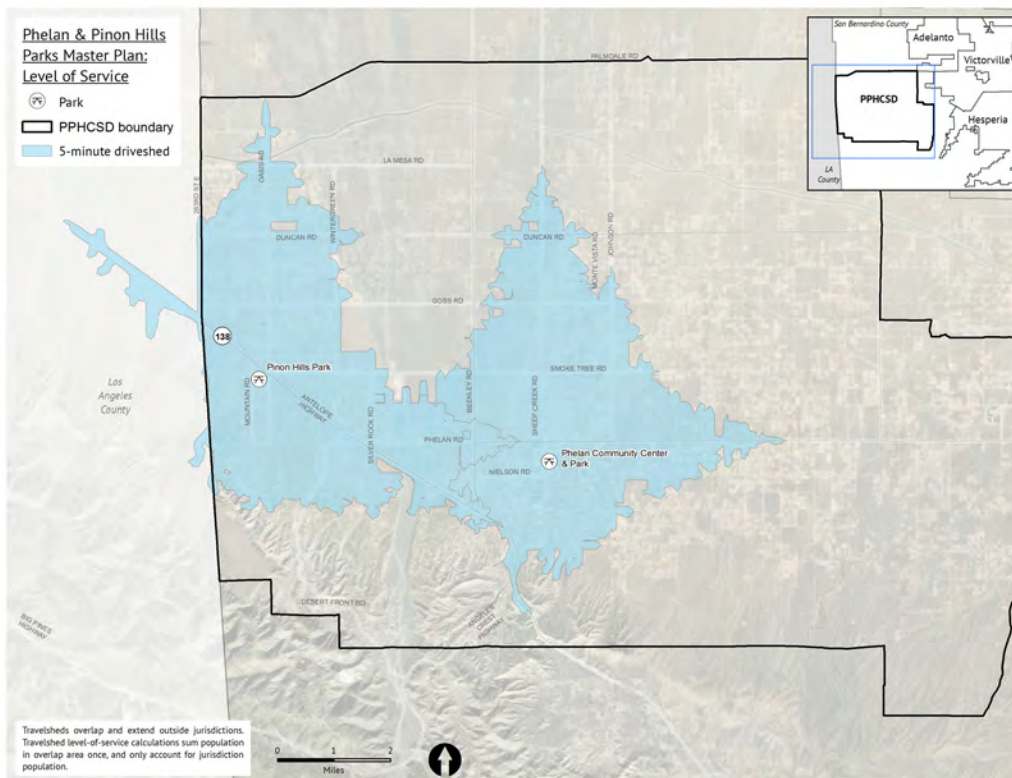
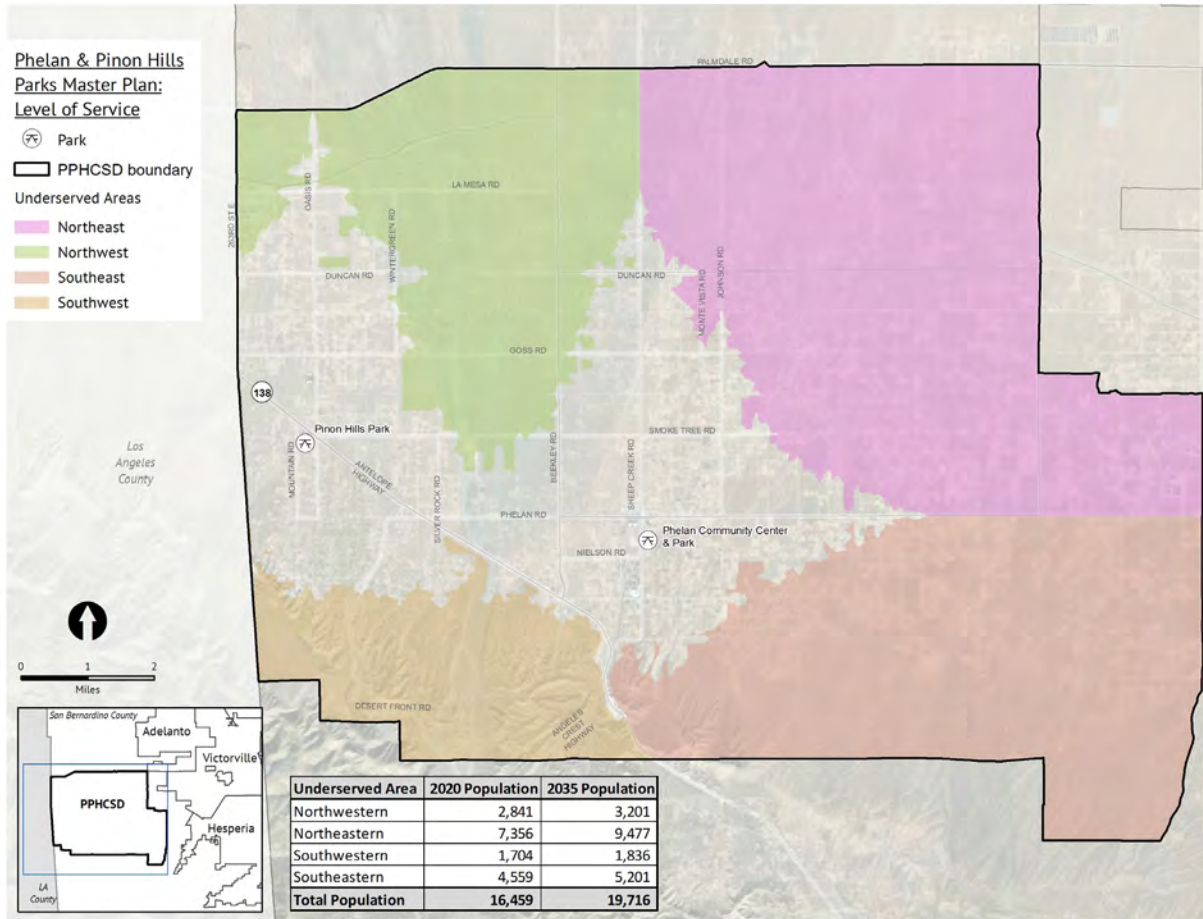


Figure 21: Map Showing areas within a 5-minute Drive-time from Origin to Park Destination



The areas of the community that are not within these parksheds, are considered underserved communities based on where the parks are and how accessible they are to the local population. **Figure 22** shows the areas that are underserved based on the distance from their houses to the parks. As can be seen on the table on the map, nearly 16,500 persons are not well served by the distribution of existing parks. This number will grow to nearly 20,000 based on where future growth is likely to occur.

Figure 22: Community Areas not as Well Served by Existing Parks



Improving Geographic Distribution

New park amenities may help to meet amenity-based standards for park and recreation activities. Increasing park acres helps to address overall quantity of parks and their associated deficiencies. But addressing geographic distribution inequities can only be resolved by adding new facilities in new locations. Future conditions and populations should always be considered when trying to plan for an expanded park system. **Figure 23** displays the current distribution of populations in the six Traffic Analysis Zones (TAZ) found in the community. **Figure 24** shows the future population expected in each TAZ area.

Figure 25 shows a different way at looking at the changes in the area. In this case, the percentage change between the current conditions and the projected population as provided by SCAG, is the basis of this exhibit. It would appear that the northern and central area is where most growth is going to occur. Not only will new growth happen here, it is also within an area that is under served by parks. It is clear that new development will have to provide new park facilities or pay into funds collected by the county in order to allow the District to build these parks directly.

Figure 23: Existing Population Densities based on Broad Traffic Analysis Zones from SCAG

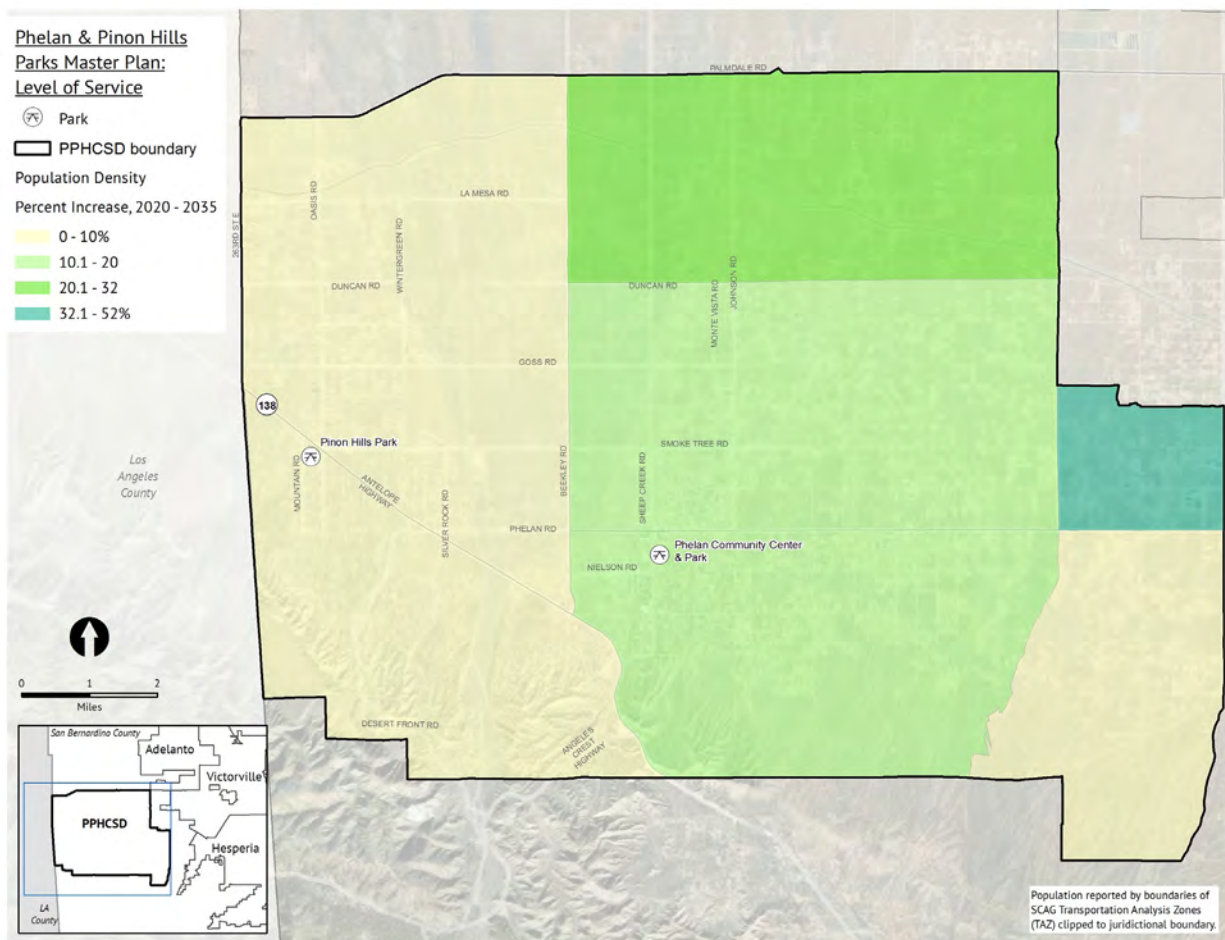


Figure 24: Existing Population Densities based on Broad Traffic Analysis Zones from SCAG

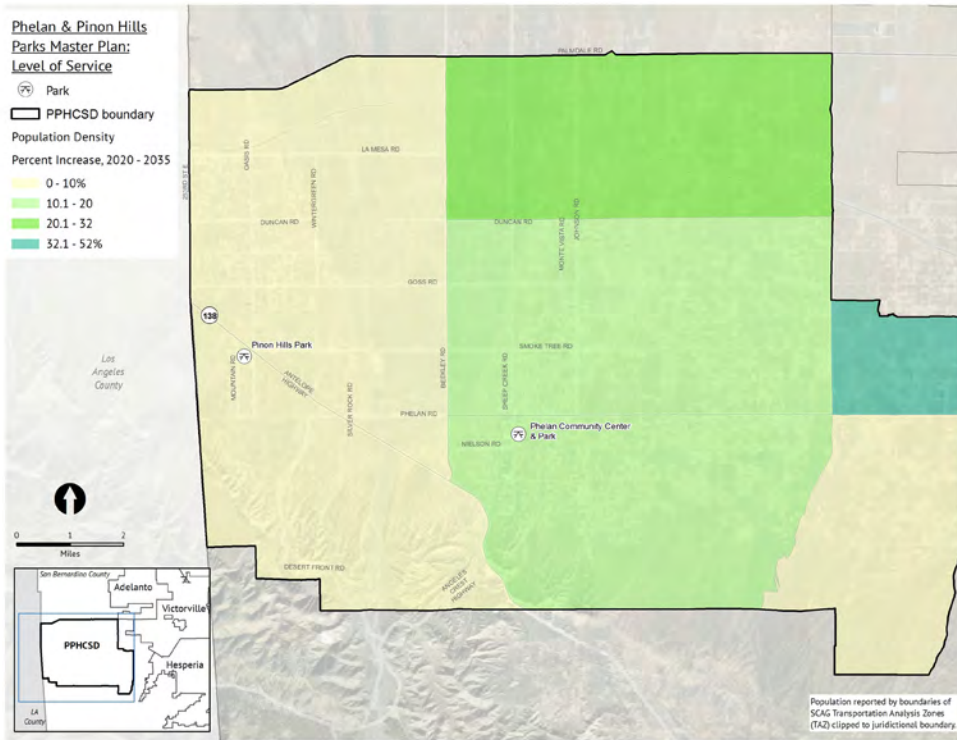


Figure 25: Current Population Densities

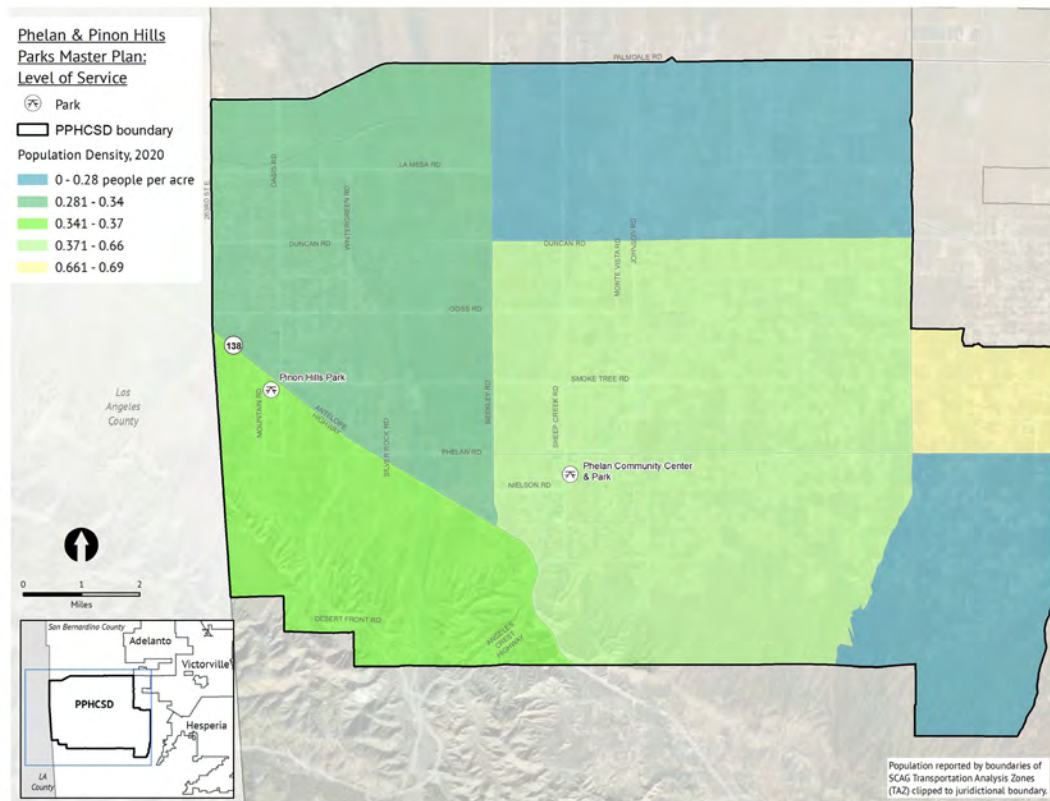


Figure 26: Future Population Densities based on Broad Traffic Analysis Zones from SCAG

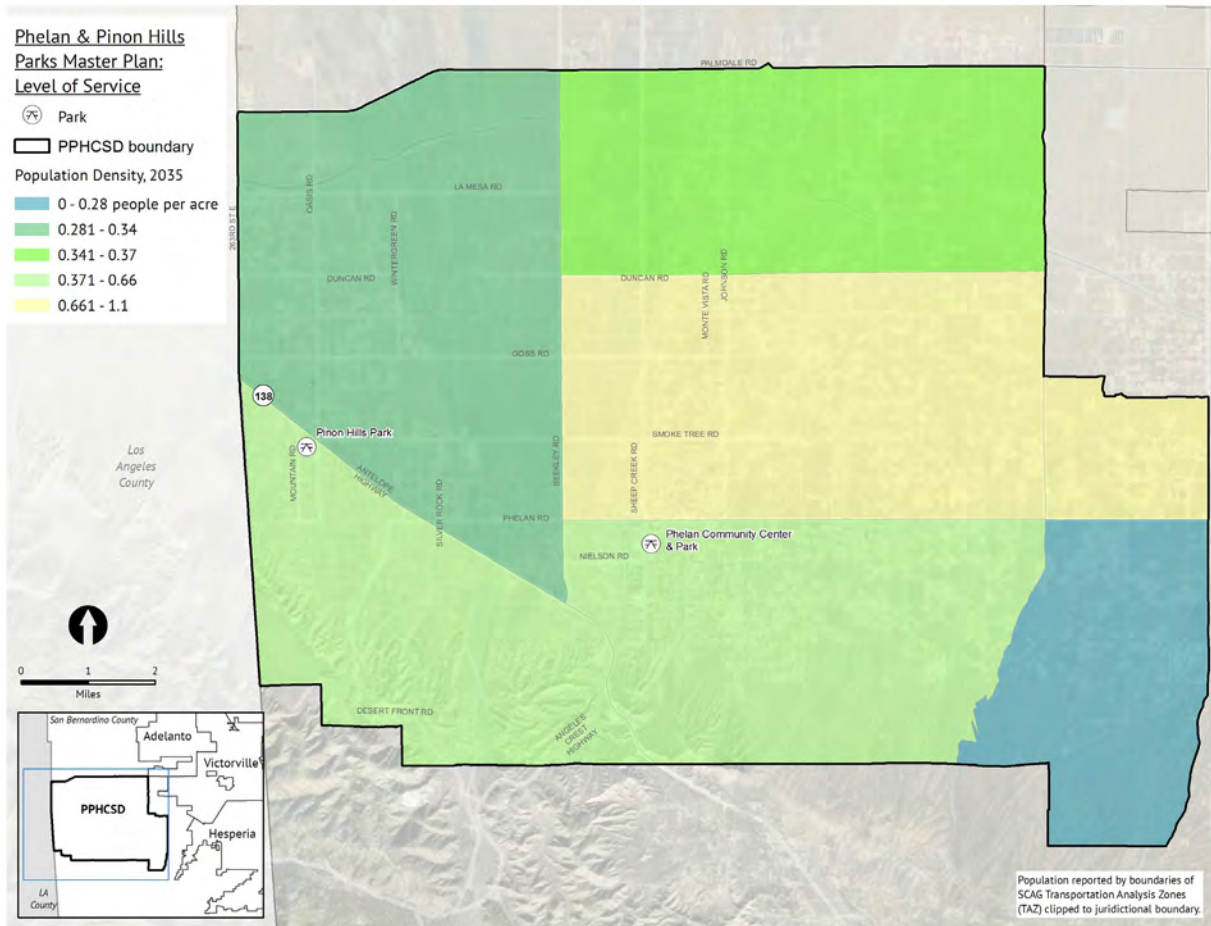


Figure 27: Anticipated Population Growth Areas

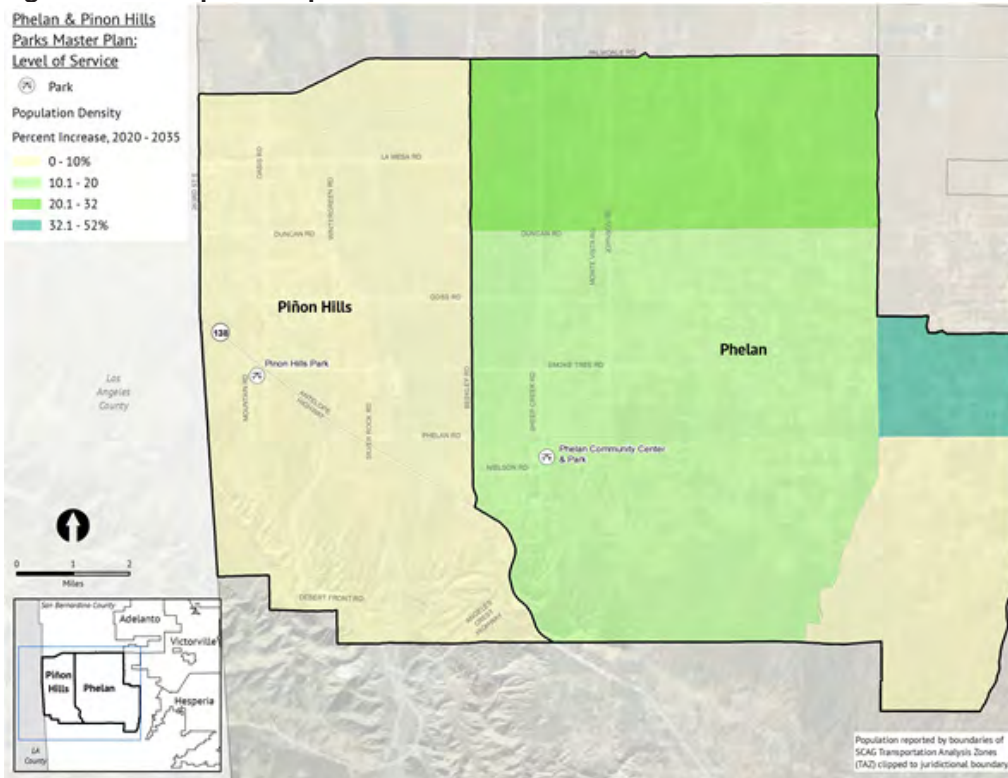


Figure 28: Future Park Development Opportunities and Associated Drivesheds

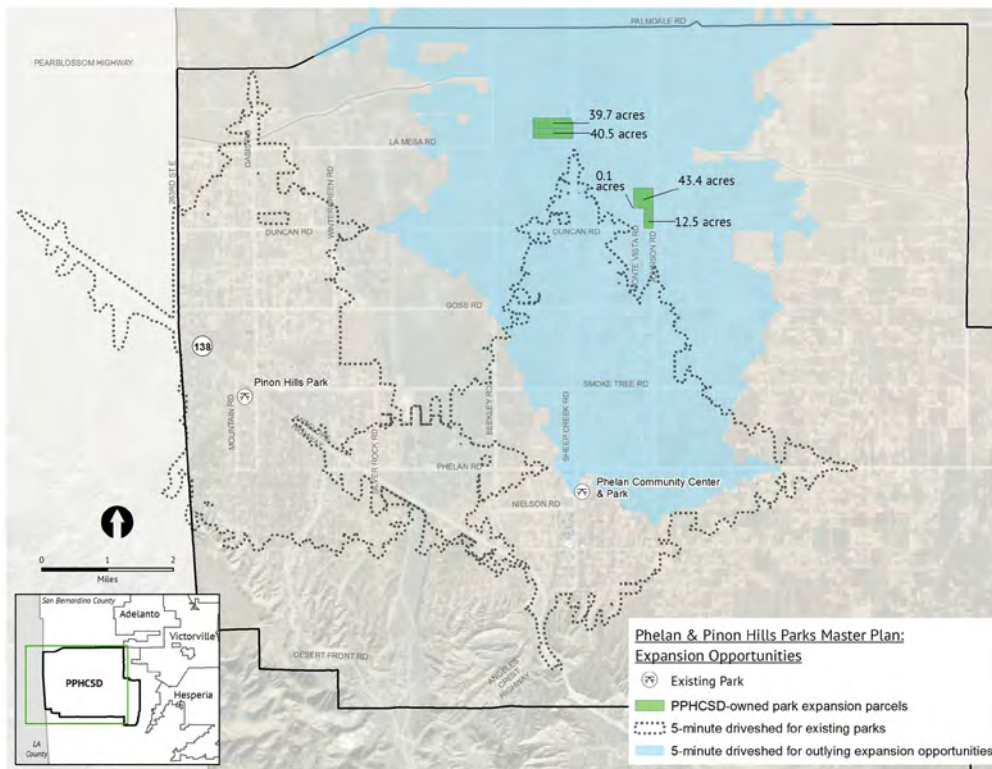


Figure 30 shows three parcels that are currently owned by the PPHCSD. The 5-minute drive time has been shown on this map to see how well these potential park sites can help to improve the geographic distribution and equity of park locations. The drivetime parkshed does overlap a bit with the Phelan Community Center and Park service area. However, it does fill in a fair amount of the underserved population in the northeast quadrant. Perhaps the mores southerly of the owned parcels may not be as good of a location for future parks since it overlaps more substantially with the existing Phelan Community Center and Park service area.

Areas still with substantial underserved populations includes the northeast and southeast quadrants along with some areas between the two communities along its north side. Since major deficiencies exist throughout the community and the availability of land and the need to be well distributed to lower drive times, many opportunities for infilling these gaps exist. **Table 10** is a summary of how an expanded park system could provide more convenient and more equitable distribution of parks. If more parks were considered for future acquisition and park development greater than the current parks and PPHCSD owned lands, then many of the holes in geographic distribution could easily be filled in.

Figure 29: PPHCSD with Schools Shown

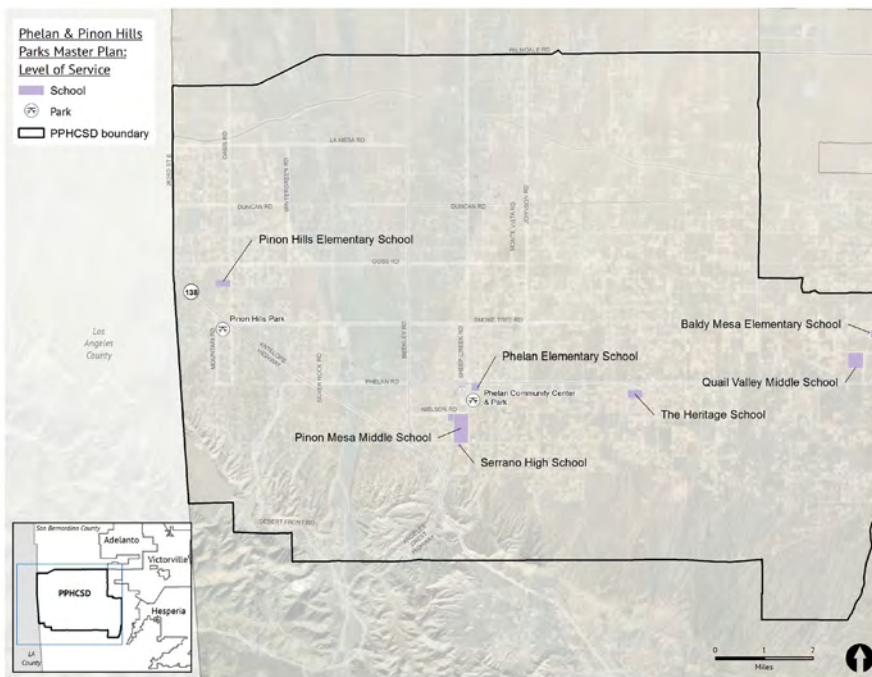


Table 10: Populations within Close Proximity to Existing Parks and Future Parks on PPHCSD Lands

Population Served by Parks Given a 7-minute Drive Time or 15-minute Bike Ride				
Park Name	Park Category	Population Served within 7-minute drive of existing parks ¹ (posted speeds)	Population Served within 15-minute bikeride of existing parks (12.5 mph)	Additional Population served by potential future parks (7-minute drive)
Phelan Community Center and Park	Community Park	5,254	5,210	N/A
Pinon Hills Park	Neighborhood Park	3,999	2,828	N/A
Potential future parks in outlying areas	Community Park	N/A	N/A	3,995
Total population served by one or more parks²		8,464	8,038	N/A

¹ 7-minute drive equates to 5 minutes of drive time, accounting for impedance of two minutes at signal and parking.
² Total is not the necessarily column sum. Park travelsheds can overlap; population in overlap area not counted twice.

D. PLANNING ACTIONS THAT COULD BE USED TO OFFSET DEFICIENCIES

This section compares the community of Phelan and Piñon Hills against the Community Services District Recreation and Park standards of 6 acres per 1,000 population. **Table 7** on page 64 summarizes the park statistics regarding size and provides an adjusted park acreage using only those areas with facilities that are developed, to compare against the population standards. As can be seen, the population standards are not being met and result in a 123-acre deficit in neighborhood/community park requirements of 6 acres per 1,000 persons. Both communities currently have a deficit, although Phelan is higher than Piñon Hills due to a larger population without many more park assets compared to Piñon Hills.

If the available acreage on the north side of the community as well as lands north and to the east of the Phelan Community Center and Park are developed, then there would be no deficit for the Phelan area, and a surplus of nearly 40-acres would occur. Piñon, which has no added future park facilities, would go deeper into a deficit, changing from a 39-acre to 41.4-acre deficit. If the two communities are combined, then the deficit is all but erased. However, Piñon Hills would be geographically underserved, since all of the new facilities would be in Phelan.

Other actions that could be taken to address the deficit of park facilities would include several non-acquisition items. Additional discussions with the local school districts could take place, that would focus on making a lot of the recreational spaces at schools, available for use in the afternoons and on weekends. This method would require a joint use agreement and potential sharing of maintenance and operational funding contributed to the school district in order to offset increased maintenance from increased use.

E. PARK LEVEL OF SERVICE/GEOGRAPHIC DISTRIBUTION SUMMARY OF FINDINGS

- 1) The current level of service for both communities are major and will need to be addressed.
- 2) The current geographic distribution of parks is also poor, since only one park per community exists.
- 3) Since the community plan does not dictate a population-based park standard, 6 acres per thousand is suggested. This should be considered as 3 acres of neighborhood parks and 3 acres of community wide parks.
- 4) Infill immediately to the north and east of the Phelan Community Center and Park makes sense for providing one community park at the center of the District, within its highest density area. This expansion should include sports fields, a gymnasium, and an aquatics center. A teen center, adult center and senior center should also be provided. The north end of the site would be a good location for a teen center and a leased day-care, pre-school drop off center since many kids are dropped off in park locations very early in the morning due to their parents starting very early commutes into the L.A. basin.
- 5) The development of the most northern property near the water canal, also makes sense since this area has a deficit and is already owned by the District. This could also contain lighted sports fields, perhaps an equestrian center, and an adventure park with large playgrounds, orienteering courses, ropes courses, and a BMX/bike skills park and skate park.

- 6) The more southerly undeveloped acres owned by the District, should maybe have most of the property sold off, with the exception of a small 2-5 acre neighborhood park. Land for a community park in Piñon Hills seems to be where investments should be made to offset inequities and deficiencies.
- 7) Both communities should consider the addition of several 2-5 acre neighborhood parks that are well distributed throughout the community.
- 8) The role of joint use with the high school should be negotiated and formalized with a joint use agreement. If this agreement occurs, then some portion of the high school assets could be counted towards the population based standards.
- 9) Small infill facilities could occur at each of the two parks to more fully utilize the parks already owned and already with infrastructure and parking.



THIS PAGE INTENTIONALLY LEFT BLANK

IV. KEY ISSUES AND RECURRING THEMES SUMMARY

Generally, findings from the public input process consistently identified an appreciation of existing parks, programs, and services being offered by the PPHCSD. The community generally indicated that the current community centers and senior centers all are in need of updating. Key issues were identified using a number of tools including review of existing plans and documents, focus groups, stakeholder meetings, a community survey, inventory, and level of service analysis. The information gathered from these sources was evaluated, and the recommendations were developed that address these key issues:

Recurring Themes list are not in priority order:

- Need for diverse communication
- Desire for aquatic facilities
- Need for teen programming/special events/activities
- Need for athletic fields
- Desire for indoor athletic courts
- Desire for new amenities
- Updating of facilities
- Desire for community/family special events
- Need for shade and wind protection during warm seasons
- Protected indoor uses are needed during the cold seasons



THIS PAGE INTENTIONALLY LEFT BLANK

V. RECOMMENDATIONS AND ACTION PLANS

Communities locally, regionally, nationally, as well as PPHCSD residents are increasingly recognizing that parks and recreation facilities, programs, and services are essential to creating and maintaining communities where people want to live, work, play, socialize, recreate, learn, and visit. PPHCSD has the opportunity to strive to provide programs, facilities, parks, and services that will further meet the identified needs and desires of the community. New recreational facilities, parks, and amenities should be considered for the community.

A. RECOMMENDATIONS

The following recommendations are made based on the entirety of the master plan process which was inclusive of members of the community. The public was given many opportunities to participate through focus groups, stakeholder meetings, public meetings, an invitation needs assessment survey, and an open link needs assessment survey. A Level of Service (LOS) analysis was also conducted.

The recommendations and an action plan, which follows the recommendations, describes ways to enhance the level of service and the quality of life with improvement through improved parks, services, facilities, programs, and amenities, a dedication to customer service, improved service delivery, organizational efficiencies, and increased financial opportunities.

The following goal areas were identified for focus for the District by the consultant team and the District's Leadership:

- Organizational
- Program and Service Delivery
- Facilities and Amenities
- Level of Service
- Finance

The District has stated in previous strategic planning documents that it is looking to develop a large park facility that would have athletic fields, as well as standard park integrity.

B. GOALS AND OBJECTIVES

Goal 1: Improve Organizational Efficiencies

Objective 1.1: *Enhance and improve external communication regarding District activities, programs, and services to increase community awareness.*

The District needs to utilize a number of marketing tools and strategies to actively promote parks and recreation services in the community. Engage all segments of the community in the marketing efforts. Leverage the connection recently made with teens and the school district to increase awareness of District activities. Increase regular consistent social media presence and school flyers, and use email blasts, hire teens, or develop internships with school district to assist with social media marketing and promotions.

Objective 1.2: *Staff appropriately to meet current demand and maintain established quality of service.*

As parks are added and facility upgrades are implemented, it is important to ensure that staffing levels are adequate to maintain current performance standards. The intensity of maintenance practices required for additional parks and upgraded facilities and amenities may require additional manpower be focused in this area. This would indicate the need for additional resources and most likely new maintenance positions within the Department.

Objective 1.3: *Develop Joint Use Agreements (JUA) and Memoranda of Understanding (MOU) with the School District that are beneficial to both the School District and the Parks and Recreation Department.*

The Department should look to maximize potential usage of facilities as a key component of any joint operating agreement. Work with the School District on scheduling and use of facilities for youth and adult sport leagues.

Objective 1.4: *Explore additional partnerships to assist with funding, volunteering, and marketing.*

The Department should look to develop relationships with local business, service agencies, clubs, and organizations to seek funding, gifts-in-kind, volunteers, and marketing support to expand programming and enhance facilities.

Objective 1.5: *Form Youth and Teen Advisory Councils to review park and facilities rules.*

In order to increase parks and facilities usage by teens, the Department should look to Form Youth and Teen Advisory Councils to review park and facilities rules, adjust as appropriate.

Objective 1.6: *Explore making the facility and park rental fee easier.*

The Department should look to make the facility and park rental fee easier by partnering with an insurance agent.

Goal 2: Improve Programs and Service Delivery

Objective 2.1: *Continue to monitor the participation and usage of the programs, facilities, and services and make appropriate adjustments based on collected data.*

The Department should continue to conduct regular facility and participation counts for programs, facilities, and services to determine usage and feasibility of continuing current programs or changing the program offerings

to better utilize available resources. Program evaluations should also be conducted at the end of each program session to determine participants' level of satisfaction and direct appropriate programming changes or adjustments.

Objective 2.2: *Enhance special event programming.*

As identified by focus groups and survey respondents, expanding opportunities and enhancing special event programming was identified as a priority. The Department should work with service providers to explore new special events, possibly themed by the community or season of the year. The Department should continue to look for opportunities to expand community events and activities based on community demand and trends.

Objective 2.3: *Explore opportunities to increase fitness and wellness programming and service delivery based on demand and trends.*

Continue to evaluate the current level of programming. Expand program opportunities for fitness/wellness, outdoor recreation, and nature programs. Add walking for fitness and health as new programs. As new programs and services are developed and implemented, continue to create a balance between passive and active recreation.

Objective 2.4: *Continue to work with other service providers to develop programs and services to meet demand and trends.*

As popularity of program offerings and activities increases, continue to look for opportunities to expand programs while working with other service providers within the community, and formalize these agreements in writing. Add a series of new outdoor activities, possibly including dance activities for teens. Work with schools to develop and implement nature programs.

Objective 2.5 *Continue to monitor affordability of programs and services.*

Monitoring of resource allocation, spending, and cost recovery associated with programs and services will be essential to ensuring continued affordability for the community.

Objective 2.6 *Work to expand programs and services offered by the District.*

Working with Youth, Teen Advisory Councils and The Senior Group to expand existing programs and activities, possibly add events around high school football games. Expand the lunch program, add after school programs, add educational classes, life skills classes, before and after work classes, need craft supplies, expand movie nights, summer day programs, active senior programs, ballroom dancing, cultural activities, art classes, music classes, mommy and me classes, summer camp programs. Add language classes, adult sports leagues, youth programs, equestrian programs, programs for active seniors, outreach for seniors, and computer classes for seniors.

Goal 3: Maintain Existing Parks, Facilities and Amenities

Objective 3.1: *Maintain and improve existing park, facilities, and amenities.*

Maintenance of facilities and amenities should remain a priority. Add shade, drinking fountains, add additional trees and small grass areas and add additional benches to parks. Add lighted gathering areas with amenities, The Department should continue to monitor the condition of existing parks, facilities, and amenities as these assets have been identified by residents as being of high importance. Maintenance staffing should be monitored and staff added as needed to meet current demand for services. Regular inspections of all facilities, parks, and amenities should continue. Maintenance projects and annual maintenance needs should be funded on a regular schedule to address any infrastructure needs. Priorities for future maintenance projects for these areas should be developed and reviewed regularly.

Capital improvement plans, costs, and phasing recommendations and implementation plans should be developed.

Objective 3.2: *Explore adding additional indoor recreational facilities and amenities, additional parks, and additional outdoor recreational facilities and amenities that can serve as community gathering spaces.*

A priority for PPHCSD residents expressed during this study is the need for additional indoor facilities and amenities. The District should conduct a Feasibility/Conceptual Study to determine the feasibility and best method to gain community support to add additional indoor facilities and amenities. Priorities for future indoor recreational facilities should be developed along with conceptual plans. Financial projections for construction of an addition, development of O&M budget projections, and a pro-forma for operations should be completed as well. Funding and obtaining community support should be a focus of this study. Additional parks were identified as a high priority during the engagement process. Based on trends and demand, the District should look for opportunities to add parks in needed areas as identified by the master plan. Follow the recommendations outlined in **Section III**. The District owns two vacant parcels for future park and recreation facilities – 55 acres on Johnson Road and 80 acres on Sheep Creek. In addition, the District owns a 4-acre parcel on Warbler Road east of Phelan Park. A 25-acre parcel was also recently acquired by the District on Chateau Road. Infill immediately to the north and east of the Phelan Community Center and Park makes sense for providing one community park at the center of the community, within its highest density area. This expansion should include sports fields, a gymnasium, and an aquatics center. A teen center, adult center and senior center should also be provided. The north end of the site would be a good location for a teen center and a leased day-care, preschool drop off center, since many kids are dropped off in park locations very early in the morning due to their parents starting very early commutes into the L. A. basin. The development of the most northern property near the water

canal, also makes sense since this area has a deficit and is already owned by the District. This could also contain lighted sports fields, perhaps an equestrian center, and an adventure park with large playgrounds, orienteering courses, ropes courses and a BMX/bike skills park, skate park, a bouldering gym or wall, adventure course, outdoor fitness equipment, and a skills course. Consider adding water features/splash pads to one or more locations. Add shade to both parks, specifically over playground equipment and seating areas. The more southerly undeveloped acres owned by the District should have most of the property sold off, with the exception of a small 2-5-acre neighborhood park. Land for a community park in Piñon Hills seems to be where investments should be made to offset inequities and deficiencies. Both communities should consider the addition of several 2-5-acre neighborhood parks that are well distributed throughout the community. Small infill facilities could occur at each of the two parks to more fully utilize the parks already owned and already with infrastructure and parking.

Objective 3.3: *Update Existing Community Centers and Senior Centers and consider combining the Senior Centers into one enhanced Senior Center with additional space and amenities.*

The District should update existing Community Centers and Senior Centers and consider combining the Senior Centers into one enhanced Senior Center with additional space and amenities. Improvement projects and annual maintenance for these facilities needs should be funded on a regular schedule to address any infrastructure needs. Priorities for future improvement projects for these areas should be developed and reviewed regularly. Areas to address include acoustics, add lounge furniture, TV, game tables, shuffleboard, pool tables, craft area, quiet area, puzzle area, library area etc. Capital improvement plans, costs, and phasing recommendations and implementation plans should be developed.

Objective 3.4: *Explore adding an indoor or outdoor aquatic facility.*

A Feasibility/Conceptual Plan study is recommended to determine the potential of adding an indoor or outdoor aquatic facility.

Objective 3.5: *Other actions that could be taken to address the deficit of park facilities would include several non-acquisition items.*

Additional discussions with the local school districts could take place, that would focus on making a lot of the recreational spaces at schools, available for use in the afternoons and on weekends. This method would require a joint use agreement and potential sharing of maintenance and operational funding contributed to the school district in order to offset increased maintenance from increased use. The role of joint use with the high school should be negotiated and formalized with a joint use agreement. If this agreement occurs, then some portion of the high school assets could be counted towards the population-based standards.

Goal 4: Increase Financial Opportunities

Objective 4.1 *Explore additional funding options.*

The District should continue to explore additional funding sources and develop strategies to seek alternative funding sources that include donations, grants, and sponsorships. Communication with current sponsors and donors should be conducted on a regular basis to ensure their continued positive relationships with the District.

Objective 4.2 *Explore opportunities to increase sponsorships.*

The District should explore sponsorship arrangements for special events and activities. The District should explore additional sponsorship opportunities and build on existing sponsorships. All existing and future sponsorships should be accurately portrayed in a signed sponsorship agreement.

Objective 4.3: Pursue grant and philanthropic opportunities.

The District should consider new grant opportunities available for programming and parks and facility improvements and should continue to pursue any and all grant opportunities at the federal, state, regional, and local levels. To accomplish this, the District may need to consider contracting with a dedicated grant writer to research, submit, and track such grants.

Objective 4.4: Review current program and rental fees.

The District should annually review current program and rental fees to ensure they are equitable and that the fees are resulting in the appropriate cost recovery.

C. ACTION PLAN AND PRIORITIZATION

The following Goals, Objectives, and Action Items for the recommendations are drawn from the public input, inventory, level of service analysis, findings feedback, and all of the information gathered during the master planning process. The primary focus is maintaining, sustaining, expanding, and improving the PPHCSD’s parks, facilities, programs, and services. Funding availability, staff buy-in, and political and community support will play significant roles in future planning efforts.

Timeframe to complete is designated as:

- Short-term (up to 3 years)
- Mid-term (4-6 years)
- Long-term (7-10 years)

Goal 1: Continue to Improve Organizational Efficiencies

Objective 1.1 <i>Enhance and improve external communication regarding District activities, programs, and services to increase community awareness.</i>			
Actions	Capital Cost Estimate	Operational Budget Impact	Timeframe to Complete
<p>1.1.a The District needs to utilize a number of marketing tools and strategies to actively promote parks and recreation services in the community. Increase regular consistent social media presence, school flyers, and use email blasts, hire teens, or develop internships with school district to assist with social media marketing and promotions.</p>	N/A	Staff time	Short-Term

Objective 1.1
Enhance and improve external communication regarding District activities, programs, and services to increase community awareness.

<p>1.1.b Engage all segments of the community in the marketing efforts. Leverage the connection recently made with teens and the school district to increase awareness of District activities.</p>	<p>N/A</p>	<p>Staff time</p>	<p>Short-Term</p>
--	------------	-------------------	-------------------

Objective 1.2
Staff appropriately to meet current demand and maintain established quality of service.

Actions	Capital Cost Estimate	Operational Budget Impact	Timeframe to Complete
<p>1.2.a As parks are added and facility upgrades are implemented, it is important to ensure that staffing levels are adequate to maintain current performance standards. The intensity of maintenance practices required for additional parks and upgraded facilities and amenities may require additional manpower to be focused in this area. This would indicate the need for additional resources and most likely new maintenance positions within the Department.</p>	<p>N/A</p>	<p>Possible additional part-time staff will be needed</p>	<p>Ongoing</p>

Objective 1.3
Develop Joint Use Agreements (JUA) and Memoranda of Understanding (MOU) with the School District that are beneficial to both the School District and the Parks and Recreation Department.

Actions	Capital Cost Estimate	Operational Budget Impact	Timeframe to Complete
<p>1.3.a The Department should look to maximize potential usage of facilities as a key component of any joint operating agreement. Work with the School District on scheduling and use of facilities for youth and adult sport leagues.</p>	<p>N/A</p>	<p>Staff time</p>	<p>Short-Term</p>

Objective 1.4 <i>Explore additional partnerships to assist with funding, volunteering, and marketing.</i>			
Actions	Capital Cost Estimate	Operational Budget Impact	Timeframe to Complete
1.4.a The Department should look to develop relationships with local business, service agencies, clubs, and organizations to seek funding, gifts-in-kind, volunteers, and marketing support to expand programming and enhance facilities.	N/A	Staff time	Ongoing
Objective 1.5 <i>Form Youth and Teen Advisory Councils to review park and facilities rules.</i>			
Actions	Capital Cost Estimate	Operational Budget Impact	Timeframe to Complete
1.5.a In order to increase parks and facilities usage by teens, the Department should look to Form Youth and Teen Advisory Councils to review park and facilities rules, adjust as appropriate.	TBD	Staff time	Short-Term
Objective 1.6 <i>Explore making the facility and park rental fee easier.</i>			
Actions	Capital Cost Estimate	Operational Budget Impact	Timeframe to Complete
1.6.a The Department should look to make the facility and park rental fee easier, by partnering with an insurance agent.	TBD	Staff time	Short-Term

Goal 2: Continue to Improve Programs and Service Delivery

Objective 2.1 <i>Continue to monitor the participation and usage of the programs, facilities, and services and make appropriate adjustments based on collected data.</i>			
Actions	Capital Cost Estimate	Operational Budget Impact	Timeframe to Complete
2.1.a The Department should continue to conduct regular facility and participation counts for programs, facilities, and services to determine usage and feasibility of continuing current programs or changing the program offerings to better utilize available resources.	N/A	Staff Time	Ongoing
2.1.b Program evaluations should also be conducted at the end of each program session to determine participants' level of satisfaction and direct appropriate programming changes or adjustments.	N/A	Staff Time	Ongoing
Objective 2.2 <i>Enhance special event programming.</i>			
Actions	Capital Cost Estimate	Operational Budget Impact	Timeframe to Complete
2.2.a The Department should work with service providers to explore new special events, possibly themed by the community or season of the year.	N/A	Staff Time Varies based on events and event management	Ongoing
2.2.b The Department should continue to look for opportunities to expand community events and activities based on community demand and trends.	N/A	Staff Time Varies based on events and event management	Ongoing
Objective 2.3: <i>Explore opportunities to increase fitness and wellness programming and service delivery based on community demand and trends.</i>			
Actions	Capital Cost Estimate	Operational Budget Impact	Timeframe to Complete
2.3.a Continue to evaluate the current level of programming.	N/A	Staff Time	Short-Term
2.3.b Expand program opportunities for fitness/wellness, outdoor recreation, and nature programs.	N/A	Varies based on programs and contracted services	Short-Term

2.3.c Add walking for fitness and health as new programs	N/A	Varies based on programs	Short-Term
2.3.d As new programs and services are developed and implemented, continue to create a balance between passive and active recreation.	N/A	Staff Time	Ongoing

Objective 2.4:
Continue to work with other services providers to develop programs and services to meet demand and trends.

Actions	Capital Cost Estimate	Operational Budget Impact	Timeframe to Complete
2.4.a As popularity of program offerings and activities increases, continue to look for opportunities to expand programs while working with other service providers within the community, and formalize these agreements in writing.	N/A	Varies based on events and event management	Ongoing
2.4.b Add a series of new outdoor activities, possibly dance activities for teens.	N/A	Varies based on events and event management	Ongoing
2.4.c Work with schools to develop and implement nature programs.	N/A	Varies based on programs Staff time	Ongoing

Objective 2.5
Continue to monitor affordability of programs and services.

Actions	Capital Cost Estimate	Operational Budget Impact	Timeframe to Complete
2.5.a Monitor resource allocation, spending, and cost recovery associated with program and services. Annually perform a detailed study of the costs associated with each program and service.	N/A	Staff time	Ongoing

Objective 2.6 <i>Work to expand programs and services offered by the District.</i>			
Actions	Capital Cost Estimate	Operational Budget Impact	Timeframe to Complete
2.6.a Working with Youth, Teen Advisory Councils, and The Senior Group to expand existing programs and activities, possibly add events around high school football games.	N/A	Staff time	Short-Term
2.6.b Expand the lunch program, add after school programs, add educational classes, life skills classes, before and after work classes, need craft supplies, expand movie nights, summer day programs, active senior programs, ballroom dancing, cultural activities, art classes, music classes, mommy and me classes, summer camp programs, etc. Add language classes, adult sports leagues, youth programs, equestrian programs, programs for active seniors, outreach for seniors, and computer classes for seniors.	N/A	Staff time	Short-Term

Goal 3: Maintain Existing Parks, Facilities and Amenities

Objective 3.1 <i>Maintain and improve existing park, facilities, and amenities.</i>			
Actions	Capital Cost Estimate	Operational Budget Impact	Timeframe to Complete
3.1.a Add shade, drinking fountains, add additional trees and small grass areas and add additional benches to parks. Add lighted gathering areas with amenities.	TBD	Staff time	Short-Term
3.1.b Regular inspections of all facilities, parks, and amenities should continue. Maintenance projects and annual maintenance needs should be funded on a regular schedule to address any infrastructure needs. Priorities for future maintenance projects for these areas should be developed and reviewed regularly. Capital improvement plans, costs, and phasing recommendations and implementation plans should be developed.	N/A	Staff time	Ongoing

<p>3.1.c Provide additional staff and resources to ensure continuous upkeep and long-term maintenance as new facilities and amenities are added.</p>	<p>N/A</p>	<p>Additional part-time staff</p>	<p>Ongoing</p>
<p>Objective 3.2 <i>Explore adding additional indoor recreational facilities and amenities, additional parks, and additional outdoor recreational facilities and amenities that can serve as community gathering spaces.</i></p>			
<p>Actions</p>	<p>Capital Cost Estimate</p>	<p>Operational Budget Impact</p>	<p>Timeframe to Complete</p>
<p>3.2.a The District should conduct a Feasibility/ Conceptual Study to determine the feasibility and best method to gain community support to add additional indoor facilities and amenities.</p>	<p>\$35,000 (If completed by a consultant)</p>	<p>Staff time</p>	<p>Short-Term</p>
<p>3.2.b Follow the recommendations outlined in Section III.</p>	<p>TBD</p>	<p>Staff time</p>	<p>Ongoing</p>
<p>Objective 3.3: <i>Update Existing Community Centers and Senior Centers and consider combining the Senior Centers into one enhanced Senior Center with additional space and amenities.</i></p>			
<p>Actions</p>	<p>Capital Cost Estimate</p>	<p>Operational Budget Impact</p>	<p>Timeframe to Complete</p>
<p>3.3.a The District should update existing community centers and senior centers and consider combining the senior centers into one enhanced senior center with additional space and amenities.</p>	<p>TBD</p>	<p>TBD</p>	<p>Short-Term</p>
<p>3.3.b Improvement projects and annual maintenance for these facilities needs should be funded on a regular schedule to address any infrastructure needs. Priorities for future improvement projects for these areas should be developed and reviewed regularly. Areas to address include acoustics, add lounge furniture, TV, game tables, shuffleboard, pool tables, craft area, quiet area, puzzle area, library area etc. Capital improvement plans, costs, and phasing recommendations and implementation plans should be developed.</p>	<p>TBD</p>	<p>TBD</p>	<p>Short-term</p>

Objective 3.4: <i>Explore adding an indoor or outdoor aquatic facility.</i>			
Actions	Capital Cost Estimate	Operational Budget Impact	Timeframe to Complete
1.4.a A Feasibility/Conceptual Plan study is recommended to determine the potential of adding an indoor or outdoor aquatic facility.	\$35,000 (If completed by a consultant)	Staff time	Short-Term
Objective 3.5: <i>Other actions that could be taken to address the deficit of park facilities would include several non-acquisition items.</i>			
Actions	Capital Cost Estimate	Operational Budget Impact	Timeframe to Complete
3.5.a Additional discussions with the local school districts could take place, that would focus on making a lot of the recreational spaces at schools, available for use in the afternoons and on weekends. This method would require a joint use agreement and potential sharing of maintenance and operational funding contributed to the school district in order to offset increased maintenance from increased use.	TBD	TBD Staff time	Short-Term

Goal 4: Increase Financial Opportunities

Objective 4.1 <i>Explore additional funding options.</i>			
Actions	Capital Cost Estimate	Operational Budget Estimate	Timeframe to Complete
4.1.a Continue to seek alternative funding sources that includes donations, grants, and others forms of sponsorship.	N/A	Staff Time	Short-Term
4.1.b Communication with current sponsors and donors should be conducted on a regular basis to ensure their continued positive relationships with the District	N/A	Staff Time	Short-Term

Objective 4.2 <i>Explore opportunities to increase sponsorships.</i>			
Actions	Capital Cost Estimate	Operational Budget Impact	Timeframe to Complete
4.2.a Explore additional sponsorship opportunities and build on existing sponsorships.	N/A	Staff Time TBD Potential increased revenue or decreased expenses	Ongoing
4.2.b Ensure all existing and future sponsorships are accurately portrayed in a signed sponsorship agreement.	N/A	Staff Time	Short-Term
Objective 4.3: <i>Pursue grant and philanthropic opportunities.</i>			
Actions	Capital Cost Estimate	Operational Budget Impact	Timeframe to Complete
4.3.a Continue to pursue new grant opportunities and philanthropic donations available for programming and parks and facility improvements. Continue to pursue any and all grant opportunities at the federal, state, regional, and local levels.	N/A	Staff Time	Short-Term Mid-Term
4.3.b Consider contracting with a dedicated grant writer to research, submit, and track federal, regional, state, and local grants.	Potential Matching Funds TBD	Percentage of successful grants TBD	Short-Term
Objective 4.4: <i>Review current program and rental fees.</i>			
Actions	Capital Cost Estimate	Operational Budget Impact	Timeframe to Complete
4.4.a The District should annually review current program and rental fees to ensure they are equitable and that the fees are resulting in the appropriate cost recovery.	N/A	Staff Time	Short-Term

THIS PAGE INTENTIONALLY LEFT BLANK

APPENDIX A: OPEN ENDED SURVEY COMMENTS

THIS PAGE INTENTIONALLY LEFT BLANK

Appendix: Open-Ended Comments

**PHELAN PIÑON HILLS COMMUNITY SERVICES DISTRICT
MASTER PLAN SURVEY**

Table of Contents

What activities do you typically engage in at Phelan/Piñon Hills parks?	1
Do you have any comments/suggestions for how the parks or facilities mentioned in the previous question can be improved to better meet the needs of your household and/or the community?	9
What are the most important needs for the PPHCSD to address over the next 5 to 10 years? (other).....	23
Please indicate whether you and your household have a need or a desire for the following. (other)	29
What are the most important areas that, if addressed by PPHCSD, would increase your use of Phelan/Piñon Hills parks and recreation facilities? (other)	30
To what extent, if any, would you be willing to support the following funding mechanisms to fund operations and maintenance costs of parks and recreation facilities, cultural facilities, trails, and programs in Phelan/Piñon Hills that currently exist or may be developed in the future? (other).....	31
How do you currently receive information on parks and recreation facilities, services, and programs? (website, other).....	32
What is the best way for you to receive information about parks and recreation facilities, services, and programs? (other).....	33
Do you have any further comments about parks and recreation facilities and programs in Phelan/Piñon Hills?	36

What activities do you typically engage in at Phelan/Piñon Hills parks?

Survey	Years in Area (0=<1)	Area	Kids	Park Activities
Invite	0	Southeast	Yes	Playground
Invite	0	Southeast	Yes	Playground area with young children
Invite	0	Southeast	No	Playground
Invite	1	Northeast	Yes	Soccer, general playground, Friday Night Movie
Invite	1	Southwest	Yes	Just the playground
Invite	1	Southwest	Yes	Playground, tag
Invite	1	Southeast	Yes	Playground
Invite	2	Southeast	Yes	Shade/grass
Invite	3	Northwest	No	Never seen a park. I didn't know until now!
Invite	3	Southwest	Yes	My kids go on the playground toys
Invite	3	Southwest	No	BBQ; shade trees!
Invite	4	Northeast	Yes	For special events
Invite	4	Southwest	Yes	Playground, BBQ
Invite	4	Southwest	Yes	Playing with our son, having him ride his bike
Invite	4	Southeast	Yes	Child playground/sports activities.
Invite	5	Northwest	Yes	My daughter uses the playground and I have taken my lunch break at Phelan Park before.
Invite	5	Northwest	Yes	The park for the kids swings and slides.
Invite	5	Northeast	Yes	We visited it to try to find the golden egg for Race Communications
Invite	5	Southeast	Yes	Kid's playground
Invite	5	Southeast	Yes	Playground
Invite	6	Southeast	Yes	play ground, basketball courts and horse shoe
Invite	7	Northeast	Yes	Catch/walk dogs
Invite	7	Southwest	Yes	Let my children play on playground, play in grass area have lunch at pick nick area
Invite	7	Southwest	No	Walking; keeping it picked up
Invite	7	Southeast	Yes	Basketball
Invite	7	Southeast	No	Senior events
Invite	8	Southwest	Yes	When my grandchildren come visit, we walk to the park. The kids like to climb around, slide, and swing at the playground.
Invite	8	Southwest	No	Walking
Invite	9	Northeast	Yes	Leisure.
Invite	9	Southeast	No	Basketball court
Invite	10	Northwest	No	Kids equipment
Invite	10	Northeast	Yes	Fields, playgrounds
Invite	10	Southwest	Yes	Meals
Invite	10	Southwest	No	Playground with grandkids
Invite	10	Southeast	No	Walking, attending Phelan Phun Days

Phelan Piñon Hills Community Services District Master Plan Survey

Survey	Years in Area (0=<1)	Area	Kids	Park Activities
Invite	11	Southeast		Basketball. There was a beer fest a couple years ago, it was the best thing ever. Wish we had that again
Invite	12	Northwest	Yes	Swings, playground
Invite	12	Northwest	Yes	Would love a dog park
Invite	12	Northwest	No	The Park by the PPHSD Water Department
Invite	12	Northeast	No	Farmers Market
Invite	12	Southwest		Play catch (baseball, football, frisbee)
Invite	12	Southeast	Yes	playground, skating on basketball court
Invite	13	Northwest	Yes	Exercise dogs
Invite	13	Northeast	Yes	Playground, grass, shade, relax
Invite	13	Northeast	Yes	Playset, field, basketball courts, picnic tables
Invite	13	Southwest	Yes	Use the playground for kids
Invite	13	Southwest	No	Phelan Days event
Invite	13	Southwest	No	walking the dogs
Invite	14	Northeast	Yes	Roller skating, basketball, baseball, playground, soccer, volleyball, skateboarding
Invite	14	Northeast		Just to relax
Invite	14	Southwest	Yes	Grandkids play at the park.
Invite	14	Southwest	Yes	walk around the park. I would like a walking path.
Invite	14	Southeast	No	Farmers market
Invite	14	Southeast	No	Phelan Phun Days; Farmers Market
Invite	15	Northeast	No	Workouts, dog training
Invite	15	Northeast		Play with our kids
Invite	15	Southeast	No	Community events
Invite	16	Northeast	Yes	My youngest meets a friend to play
Invite	16	Northeast	No	Gym equipment, swings, slides, etc.
Invite	16	Southwest		Take grandson to use playground equipment
Invite	16	Southeast	Yes	Playground for kids
Invite	16		No	Take grandchildren and great grandchildren to play
Invite	17	Northeast	Yes	Play on the playground
Invite	17	Southwest	No	Special events ie Vietnam Wall
Invite	17	Southwest	No	Vietnam War Memorial
Invite	17	Southeast	No	I played with my grand kids on the playground equipment.
Invite	18	Southwest	Yes	Park, child activities, Farmers Market
Invite	18	Southwest	No	Playground
Invite	18	Southeast	Yes	Walking
Invite	19	Northwest	Yes	grand kids play ground
Invite	19	Northwest	No	Walking
Invite	19	Northwest		Eat, walk, enjoy the park
Invite	19	Southwest	Yes	Football, baseball
Invite	20	Northwest	Yes	Birthdays, BBQs

Phelan Piñon Hills Community Services District Master Plan Survey

Survey	Years in Area (0=<1)	Area	Kids	Park Activities
Invite	20	Southwest	Yes	Kid's playground and soccer
Invite	20	Southeast	No	Kick back
Invite	22	Northeast	No	Walk and Vietnam Wall
Invite	22	Outside of District	Yes	Watch grandkids play at playground. Birthday party.
Invite	24	Northeast	No	After school picnic
Invite	24	Northeast	No	Playgrounds for children
Invite	24	Southeast	No	Sports
Invite	25	Southeast	Yes	Walking
Invite	25	Outside of District	Yes	Watch grandkids play ball and skateboard; concerts; read/relax/shade
Invite	26	Northeast	No	Taking the grandkids to the park. Attend the farmers market.
Invite	26	Southwest	No	Exercise
Invite	27	Southeast	No	Walking, children's playground
Invite	28	Northwest	No	We walk our dogs
Invite	28	Southwest	Yes	Lunch
Invite	28	Southeast	No	Picnic
Invite	29	Southeast	No	Walking, basketball courts, playground
Invite	30	Northwest	Yes	Play with nephews, swings, sliding board, monkey bars- we have fun!
Invite	30	Northwest	Yes	Sitting on benches, walking around, visited memorial
Invite	30	Northwest	Yes	Walking, basketball
Invite	30	Northeast	Yes	PLAYGROUND EQUIPMENT FOR MY KIDS. HAD A BIRTHDAY PARTY UNDER THE AWNINGS
Invite	30	Northeast	No	Practice training with our dogs, take the grand kids to play.
Invite	30	Northeast	No	Sitting and reading a book
Invite	30	Southwest	Yes	Baseball on the grass, playing on swings and park equipment, using basketball court, sitting at tables
Invite	30	Southwest	No	Eat lunch
Invite	30	Southeast	No	Vietnam Memorial
Invite	30	Southeast	No	Walking
Invite	30	Southeast		Slids, swings, grass; need shade over playsets
Invite	31	Northeast	Yes	Playground, swings, grass area for soccer
Invite	31	Northeast	Yes	Swing sets, slides, lawn, walking paths, and BBQs
Invite	31	Northeast	No	Take grandchildren
Invite	31	Southwest		Play on equipment and play ball
Invite	31		No	Playground when grandkids visit
Invite	32	Northwest	No	Grandkids use playground equipment
Invite	32	Southwest	Yes	Granddaughter meets friends
Invite	32	Southwest	Yes	Playgrounds, fields for sports
Invite	32	Southeast	No	Let children play and picnic

Phelan Piñon Hills Community Services District Master Plan Survey

Survey	Years in Area (0=<1)	Area	Kids	Park Activities
Invite	32	Southeast	No	Picnicking
Invite	33	Southwest	No	Grandchildren playing on equipment
Invite	33	Southeast	No	Take my class from Phelan Elem School to play
Invite	35	Southeast	Yes	Grandkids at playgrounds
Invite	35	Southeast	No	Community/PPHCSD sponsored event
Invite	35			Relaxing, reading, picnicking
Invite	36	Northwest	No	Playground
Invite	37	Southeast		Let the kid's swing and use playground and eating area
Invite	38	Southeast	No	Playground equipment
Invite	38	Southeast	No	Walking, walking my do, relaxing
Invite	39	Southwest	Yes	I'm old, so I set up in the shade and watch grandkids
Invite	42	Southeast	No	Walking with pets
Invite	46	Southwest	No	Picnic and resting area
Open	0	Southwest		Public events
Open	1	Northwest	No	Walking for exercise
Open	1	Southwest		What park?
Open	1	Southeast	Yes	Soccer, foot ball. Swings/Jungle gym.
Open	2	Northwest	No	I have never seen a park, I didn't think we had any in our community
Open	2	Northeast		We took the kids out to the Phelan park one day last year just for the playground.
Open	2	Southwest	No	Soccer
Open	2	Southwest	No	walk
Open	2	Southwest	No	Walking
Open	2	Southeast	No	Walk dog.
Open	3	Southwest		Auto show/fair
Open	3	Southeast	No	Take the grandbabys up to play and picnic.
Open	4	Northeast		Watching my kids play on the playground
Open	4	Southeast	Yes	Taking kids to play on equipment and swing
Open	5	Northeast	Yes	Letting the kids play on the equipment
Open	5	Northeast	No	Kids playground
Open	5	Northeast	No	Walked dog
Open	5	Northeast		Children's park area
Open	5	Southwest	Yes	Kids play on the slide
Open	5	Southwest	No	Kids ride bikes, or play. I trained my dog, listened to a concert
Open	5	Southeast	Yes	Tossing a football around
Open	5	Southeast	Yes	Went for a school field trip
Open	6	Northwest	No	Peaceful setting.
Open	6	Northeast	Yes	Play with dogs, play soccer, picnic
Open	6	Northeast		Walk in the park, picnic
Open	6	Southwest	No	Visited Vietnam Memorial

Phelan Piñon Hills Community Services District Master Plan Survey

Survey	Years in Area (0=<1)	Area	Kids	Park Activities
Open	6	Southwest		Workshops, and the Monday market.
Open	6	Southeast	No	Play soccer
Open	7	Northwest		Picnic
Open	7	Southwest	No	Bring visiting grandchildren to the Pinon Hills park
Open	7	Southeast	No	We do not engage in any of them. Would like to though, but none of them are interesting to us. My husband likes to play ping pong though. Would love a club for that. We may even be interesting in starting one.
Open	8	Northwest	No	Playgrounds and picnic tables
Open	8	Northeast	Yes	Play on the equipment
Open	8	Northeast		Usually running in early grass or bring a picnic or use the swings
Open	8	Southwest	Yes	walking / exercise
Open	8	Southeast	Yes	Basketball
Open	8	Southeast	No	We play a little soccer and picnic around the area.
Open	8	Southeast		Farmer's Market
Open	9	Southeast	No	Baseball fields and park equipment for grandkids
Open	9	Southeast		Kids run around and play
Open	10	Northeast	Yes	My boys prefer Sunset Park, so we don't go to this park, at all.
Open	10	Northeast	Yes	Playground. Picnic.
Open	10	Southeast	Yes	Basketball,swings,playground,grass and soccer ball
Open	10	Southeast	Yes	Pick nick and soft ball/church gatering
Open	10	Southeast	No	Play Soccer, barbeque, and use whatever patch of grass there is for picnic.
Open	10	Southeast	No	Took the grand kids to play in the park
Open	11	Northeast	Yes	Wrightwood skate park. Ride skateboards and scooters.
Open	11	Northeast	No	Walks picnic
Open	11	Northeast		Holiday events and conserts and sometimes just to get out of the house oh and to pay the water bill once a month
Open	11	Northeast		Playground
Open	11	Southeast	Yes	Play w/ dog use park to socialize dog Play baseball w/ Son
Open	11	Southeast	No	Special events
Open	12	Northwest	Yes	Hi soccer party.. And soccer practice church affiliated
Open	12	Northwest	No	Walking
Open	12	Northeast		swing with granddaughter
Open	12	Southwest		Farmers market
Open	13	Northwest	Yes	Basketball
Open	13	Northwest	No	Metal detection hunts looking for lost coins, jewelry, etc. which has nothing to do with any of the sporting equipment, etc. at the park.
Open	13	Northwest		Viet Nam Memorial
Open	13	Southwest	Yes	Barbecue, wiffle ball, basketball

Phelan Piñon Hills Community Services District Master Plan Survey

Survey	Years in Area (0=<1)	Area	Kids	Park Activities
Open	14	Northwest	Yes	Kids use swings and play equipment.
Open	14	Northwest	No	reading while my grandchildren play
Open	14	Northwest		Playground Benches Picnic tables Horse shoe toss game
Open	14	Northeast	No	The playground in Phelan and Phelan Phun days. Farmers market one
Open	14	Northeast	No	Walking around. Used tables. We would use senior center if we knew what they offer. Maybe a get together or something.
Open	14	Southwest	No	Exercising
Open	14	Southwest	No	Memorial wall
Open	14	Southeast	Yes	Frisby swings playground bbqs birthdays memorial wall market
Open	15	Northwest	Yes	Kids Playground
Open	15	Northwest	Yes	The swings, play ball on the field, basketball
Open	15	Southwest	Yes	My son played basketball and used skateboard. We need a water park or pool in the area.
Open	15	Southwest		Picnic
Open	15	Southeast	Yes	BASKETBALL
Open	15	Southeast	Yes	basketball, play catch, swings
Open	15	Outside of District		Don't go to the parks
Open	16	Northeast	Yes	Memorial wall , sometime the band and every week the farmers market. There's really nothing else. We did get married at the community center in 1997. Pajama Party wedding.
Open	16	Northeast	No	Farmers Market, Concerts in the park, Memorial Wall.
Open	16	Southwest	Yes	Hiking path and basketball.
Open	16	Southwest	No	Senior activities
Open	16	Southeast	No	Work with my dogs
Open	17	Southwest		Family gathering
Open	18	Northwest	No	Picnic or playground with grandkids
Open	18	Northeast		Walked dog, played with grandkids on playground, basketball
Open	18	Southeast	Yes	Basketball
Open	18	Southeast	No	Basketball, hanging out with friends, and picnics
Open	18	Southeast		Fields to play or run
Open	18	Southeast		Picnic
Open	19	Northeast		Didn't use use wrightwood and out of are devil's punchbowl Or mojave narrows it other
Open	19	Southwest	No	Basketball, Football.
Open	20	Northwest	Yes	Playing soccer on the field
Open	20	Northwest	No	Go to farmers market once a month
Open	20	Northwest		the playground and basketball courts
Open	20	Northeast	Yes	Playgrounds for the grandkids
Open	20	Northeast	Yes	Watch granddaughter play

Phelan Piñon Hills Community Services District Master Plan Survey

Survey	Years in Area (0=<1)	Area	Kids	Park Activities
Open	20	Northeast		Kids play on equipment and all play ball on the field
Open	20	Southwest	Yes	We usually go there to use the basket ball court and play soccer. To relax too.
Open	20	Southwest	No	Just taking the grandchildren to play
Open	20	Southwest		Soccer basketball volly ball trowing a frisbee
Open	20	Southeast		Basketball,football, jungle Jim's and swings
Open	21	Southeast		Basketball
Open	22	Northwest	No	WALK, SWING
Open	22	Southeast	No	Usually sitting at one of the benches and reading or swinging on the swings.
Open	23	Northeast	No	Playing basketball, flying kites, flying rc airplanes and helicopters, birthdays, family reunions, etc.
Open	23	Southeast	Yes	Slides and swings
Open	24	Southwest	No	After Phelan farmer's market I take my grandkiddo to play at the park for a few minutes.
Open	24	Southwest	No	walking
Open	24	Southeast	No	Rent basketball or soccer ball and used them on the court or grass, play frisbee, rode bicycles picnic
Open	24	Southeast		Get basketball or horseshoes from the office to play in the park. Play frisbee or soccer
Open	25	Northwest	Yes	Basketball
Open	25	Northeast		Basket ball. Playground
Open	25	Northeast		We went yo the park once to see what it was like.
Open	25	Southwest	Yes	Play basketball or relax on the benches in the shade
Open	25	Southwest	Yes	We use the swings, basketball courts, slides (when not too hot), and the farmers market
Open	25	Southwest		Birthday party
Open	25	Southeast	Yes	playground
Open	26	Northeast	No	School summer activities or picnics.
Open	26	Northeast	No	Walk
Open	27	Northwest	Yes	Take the kids to the park
Open	27	Northeast	No	Picnic
Open	27	Southeast		The jungle gym and the grass
Open	28	Northeast	No	Picnic area
Open	28	Southwest	Yes	Letting the kids play.
Open	28	Southwest		Playground, soccer, bikes, basketball
Open	28	Southeast	Yes	Playground and picnic areas
Open	28	Southeast	Yes	Soccer, basketball, playground, parties, bike riding
Open	29	Northeast	Yes	Sat at picnic table.
Open	29	Northeast	No	just relaxing
Open	29	Southeast	Yes	Grassy picnic areas Children- playset

Phelan Piñon Hills Community Services District Master Plan Survey

Survey	Years in Area (0=<1)	Area	Kids	Park Activities
Open	29	Southeast	No	My grandkids play on the playground equipment.
Open	30	Northeast	No	Metal detection.
Open	30	Northeast		Have not visited the park.
Open	30	Southwest		Let our granddaughter children play
Open	30	Southeast		Picnic tables swings kids play area and the grassy fields
Open	31	Southeast	Yes	Playing on the play ground
Open	32	Northwest	No	Are kids are grown we do not use
Open	33	Northeast	No	Picnic
Open	33	Northeast	No	Swings
Open	33	Southeast	No	Take grandkids to playground.
Open	33	Southeast		Kids playground
Open	33	Outside of District		Take grandkids to the park
Open	34	Northeast	Yes	Playground/swings. Frizbee, basketball, outdoor activities and picnics.
Open	34	Southwest		Playground Equipment, Vietnam Wall
Open	35	Southwest	No	Take children to the parks to play on equipment and/or in the fields and/or basketball courts.
Open	38	Southwest	No	Taking kids, listen to music, watch movie.
Open	40	Outside of District		Concert in the park. Viet Nam veterans memorial wall volunteer. Walked dog.
Open	43	Southwest	No	Youth Soccer, Baseball & Softball
Open		Northwest	Yes	Picnic and playgrounds.
Open		Northwest	No	Walking, picnics, family gatherings
Open		Northwest		Playground and basket ball. It would be great if one could play activities such as soccer or softball!!
Open		Northeast	Yes	Have a 4 yrs old play on swing slide etc
Open		Northeast	No	Shade/ picnic benches
Open		Southwest	No	Walking. Playground equipment with my grandchildren.
Open		Southwest		Picnic
Open		Southwest		Play area
Open		Southwest		playground with grandkids
Open		Southeast	Yes	Basketball and kids play area
Open		Southeast	Yes	Football and soccer
Open		Southeast	Yes	Summer programs, have children who attend quail valley and baldy Mesa.
Open		Southeast	Yes	Walking
Open		Southeast	Yes	Yes, I've visited the park in Phelan several times. We've taking the grandkids to play on the play ground. Played horseshoes at the stations set up there, and have taken our dog for walks around the park.
Open		Southeast		Health improvement

Phelan Piñon Hills Community Services District Master Plan Survey

Survey	Years in Area (0=<1)	Area	Kids	Park Activities
Open			No	Didn't know they had parks In phelan

Do you have any comments/suggestions for how the parks or facilities mentioned in the previous question can be improved to better meet the needs of your household and/or the community?

Survey	Years in Area (0=<1)	Area	Kids	Comments/Suggestions for Improving Parks and Facilities
Invite	0	Southeast	Yes	I was disappointed with the lack of classes offered for young children
Invite	0	Southeast	Yes	I would love for this rural town to offer more pedestrian-friendly areas. Trails, natural habitats, parks. I homeschool my children. It would be lovely to have access to educational/resourceful areas and family-oriented outdoor locations.
Invite	0	Southeast	Yes	Lights, parks near outlying Phelan
Invite	1	Northeast	Yes	More community events for children
Invite	1	Southwest	Yes	Bathrooms needs to be unlocked after business hours. I like to go to the park in the evening and the bathrooms are locked.
Invite	1	Southwest	Yes	More shade trees would be great if possible
Invite	1	Southwest	No	I have not been to a park yet, but I would expect them to be maintained regularly; ie, grass groomed and trash/garbage collected
Invite	3	Northwest	No	I will look them up and visit
Invite	3	Northeast	No	N/A
Invite	3	Northeast	No	We need this paper in Spanish for this is very important for all persons
Invite	3	Southeast	No	We need more parks
Invite	4	Northeast	Yes	They are always kept very nice and clean when we have gone. Need community pool
Invite	4	Northeast	No	Always improvements are needed for safety, repairs, updates. Kids always need to play outside and not on cell phones or computers. It's good to be outside and play and meet people.
Invite	4	Northeast	No	We have taken grandchildren to Phelan Park and they loved it
Invite	4	Southwest	Yes	A trail would be nice for families to walk and have kids be able to ride bikes on
Invite	4	Southwest	Yes	I think a community pool would be an excellent way to improve enjoyment during hot weather and a skate park
Invite	4	Southeast	Yes	Baseball fields, soccer fields
Invite	4	Southeast	Yes	I know water is at a premium, but the athletic fields need better maintained real grass.
Invite	5	Northwest	Yes	No

Phelan Piñon Hills Community Services District Master Plan Survey

Survey	Years in Area (0=<1)	Area	Kids	Comments/Suggestions for Improving Parks and Facilities
Invite	5	Southeast	Yes	Take away wood chips, put in rubber ground; a splash pad!
Invite	5	Southeast	No	Put in a skate park and a dog water park
Invite	5	Outside of District	Yes	We need more parks
Invite	7	Southwest	Yes	I would suggest putting a shade above/over Playground. It is too hot for kids to play on.
Invite	7	Southwest	No	They need to keep skateboards off the slides somehow, they're getting ruined
Invite	7	Southeast	No	Make residents aware of the locations of these parks and facilities are
Invite	7	Southeast	No	We are just getting acquainted with what is available
Invite	8	Northwest	No	A swimming pool would be nice!
Invite	8	Southwest	Yes	We live in Pinon Hills and I don't know of any trails and pathways created by the city for hiking/walking. It would be nice to have.
Invite	9	Northwest	Yes	Build a public pool
Invite	9	Northwest	Yes	we need a community swimming pool.
Invite	10	Northwest	No	Better maintenance - play equipment, restrooms
Invite	10	Northwest	No	Swimming
Invite	10	Northeast	Yes	We need fields, big park
Invite	10	Southwest	Yes	More advertising!
Invite	10	Southwest	Yes	Pool, pool, pool!
Invite	10	Southeast	No	Arts programs- painting, drawing, crafts
Invite	10	Southeast	No	Have more exercise options for the seniors
Invite	11	Northeast	No	We don't use as my husband is disabled
Invite	12	Northwest	Yes	Add a dog park, skate park for kids and a lot more activities for the young ones to give them something to do
Invite	12	Northwest	Yes	Soccer fields, softball fields would be beneficial instead of using school facilities (no lights, bathrooms)
Invite	12	Northwest	No	If I wanted this stuff I would live in Rancho Cucamonga
Invite	12	Northwest	No	More trees and grass
Invite	12	Northwest	No	There are not enough park and recreation facilities for the growing community. It is imperative to have indoor facilities due to the Phelan weather due to Heat (105 today) and in the winter we get snow, and the wind blows all the time so you can't even play tennis.
Invite	12	Northeast	No	I'm a senior. More SENIOR activities.
Invite	12	Southwest	No	Better communication! More activities. Pickleball would be nice.
Invite	12	Southeast	Yes	need a real community center
Invite	13	Northwest	Yes	Better communication about services and facilities. Bike paths along Phelan Road and Sheep Creek.
Invite	13	Northeast	Yes	It would be nice to have some kind of water facility in the summer, more softball fields, and programs for teens

Phelan Piñon Hills Community Services District Master Plan Survey

Survey	Years in Area (0=<1)	Area	Kids	Comments/Suggestions for Improving Parks and Facilities
Invite	13	Northeast	Yes	More parks, one park per quadrant. The one park we have is too far to use often.
Invite	13	Northeast	No	Safe walking and biking
Invite	13	Southwest	Yes	Other cities have a little water parks at their local parks. Maybe something to look into during the hot summers here.
Invite	13	Southwest	No	dog park! dog park!
Invite	13	Southeast	No	It would be nice to have some local nature/hiking trails
Invite	13	Southeast	No	Looks like things are getting better. Keep youth involved with community to keep pride in Phelan.
Invite	13	Southeast		Parks need a swimming pool
Invite	14	Northwest		Due to the weather in the desert, indoor pool and tennis would be used by EVERYONE!
Invite	14	Northeast	Yes	Roller skating pathways, pool, baseball field, hiking trails and pathways, skate park
Invite	14	Northeast	No	Making it more visible and more accessible maybe?
Invite	14	Southwest	Yes	I would like to see karaoke. I do have a karaoke system. Thank you in advance for your consideration.
Invite	14	Southeast	Yes	I will not pay more tax money toward recreational facilities. We don't need any additional facilities.
Invite	14	Southeast	No	Have more activities outside traditional working hours
Invite	14	Southeast	No	It would be nice to have a park near baldy Mesa and Phelan Rd. Everything is all the way in town. There is nothing for the people who live in quadrant 4
Invite	15	Northwest	No	Where are the trails and pathways?
Invite	15	Northeast	No	At least one more park with more grass/shade
Invite	15	Northeast	No	More toys for younger children
Invite	15	Northeast		Need equestrian park
Invite	16	Southwest		Rake sandbox for animal excrement
Invite	16	Southeast	Yes	Have more shaded areas
Invite	16	Southeast	No	Swimming pool for elderly, disabled and exercise
Invite	16		No	Walking trails (safe) for exercise
Invite	17	Northeast	Yes	There should be a community pool
Invite	17	Southwest	No	more advertising of facility events
Invite	18	Southwest	Yes	Children activities at the Senior Center should go to 12 pm as advertised
Invite	18	Southwest	No	Add a therapy pool.
Invite	18	Southeast	Yes	We should have about 10 tennis courts
Invite	18	Southeast	No	WE NEED TENNIS COURTS, PLEASE!!!
Invite	18	Southeast	No	Where do I find info on these locations? This is the first mailing of this kind I have received.
Invite	19	Northwest		Turn the 1/2 acre lot across from the post office (due east) into a mini park for now. A community volunteer effort could transform

Phelan Piñon Hills Community Services District Master Plan Survey

Survey	Years in Area (0=<1)	Area	Kids	Comments/Suggestions for Improving Parks and Facilities
				it in one or two weekends (have a BBQ etc, rent a couple of dumpsters).
Invite	19	Southwest	Yes	Grass fields would be nice
Invite	20	Northwest	Yes	This community needs a POOL! We need something to cool off like Wrightwood. I'd be willing to pay dues.
Invite	20	Northwest	No	Need more parks, more trails
Invite	20	Northeast	Yes	Cleaner, safer places for kids to have fun. Too many homeless in area along with prostitution and drugs.
Invite	20	Southwest	Yes	Indoor recreational center for youth and adults including swimming pool, basketball court, gymnastic classes, bicycle class, gym.
Invite	20	Southwest	No	We need pickleball courts as it is now, we drive 45 minutes or longer to play in other cities
Invite	21	Southwest	No	We need more physical activity for seniors. We have horseshoes, why not something like shuffle board? Surely there must be other games for handicaps that are not over the hill. Remember they are the ones who paid for the parks and equipment. Thank you.
Invite	21	Southeast	No	Provide maps, address, and event calendar in monthly bill
Invite	21	Outside of District	Yes	Put in stuff for all age groups so everyone has something to do. The minor things currently provided are just not sufficient/enough.
Invite	22	Northeast	No	I would like to know more about trails and paths? Where is pickleball? I would like yoga again, that was great. I enjoy the dancing and Farmers Market, Christmas, etc. in Wrightwood.
Invite	22	Outside of District	Yes	I feel parks, senior centers ball fields etc are always important for residents and kids. I may not use them but my grown kids and grandkids do.
Invite	22		Yes	The Pinon Hills Park is very basic. Also, most of the community events are held in Phelan.
Invite	23	Northwest	Yes	Better place to exercise and walk
Invite	23	Northwest	Yes	Improve- dirt roads, paved; police services- open 24 hours; remove- panhandlers, derelict strangers
Invite	23	Southeast	No	Less taxes
Invite	24	Northeast	No	Bathroom should stay open until 7 pm
Invite	24	Southeast	No	Need to expand park area to accommodate the population growth of Phelan
Invite	24	Southeast	No	There is always room for improvement. Communication of what is available and what is going on.
Invite	25	Northwest	Yes	If the funds do not come from PPHCSD, why are you sending out this questionnaire? Why not the department or division that runs it? Why waste paper, postage, etc?
Invite	25	Northwest	No	Lighting and cameras; add shuffleboard; aerobic classes; dances to socialize!
Invite	25	Southwest	Yes	a place for kids to get wet wading pool for summer seasons.

Phelan Piñon Hills Community Services District Master Plan Survey

Survey	Years in Area (0=<1)	Area	Kids	Comments/Suggestions for Improving Parks and Facilities
Invite	25	Southwest	No	Need more of them!
Invite	26	Northeast	No	Stop charging the \$2 fee to pay online or using a card, ridiculous.
Invite	26	Southwest	No	Trails could be of great benefit to the community
Invite	27	Northeast	Yes	Are there any parks and facilities in Phelan?
Invite	27	Southeast	No	Community could definitely benefit from more YOUTH facilities! Such as a public swimming pool or skate park.
Invite	27	Southeast	No	We need a place to walk/hike for exercise without worrying about stray dogs and snake
Invite	27		Yes	Improve the looks and quality of the parks. Have a part not only for small kids but older ones too. My kids are 8, 11, 14, they do not have fun there. It has a small grass areas for two family to play ball. Make an actual soccer field instead of using s
Invite	28	Southwest	No	As you can tell from my survey, I know nothing about any of this. I would like info about who you are and what you do.
Invite	28	Southeast		No comment other than to say that I have heard that people are not comfortable taking children there because of teenagers and drug use. Parks should be patrolled in this day and age.
Invite	29	Northeast	No	When my daughter was young there were no parks or anything. I'm glad there is now one park I know of by the water billing office, but have never had a reason to go there as it is far from my house.
Invite	29	Southeast	Yes	More security from drugs and teens; more programs for senior members in variety
Invite	29	Southeast	No	The park is a perfect and pleasant getaway to visit with grandkids, walk dog, and/or picnic, play basketball- it's just right!
Invite	30	Northwest	Yes	A local public pool
Invite	30	Northwest	Yes	Theater, drive in
Invite	30	Northeast	Yes	Install athletic fields of any sort that could be used. More outdoor activities away from school fields that have restricted access would be great. Outside of summer, not sure what seasonal PPHCSD activites are offered for children.
Invite	30	Southwest	Yes	More grass to play on, a swimming pool for the public, keep playground bathrooms and areas free of transients/drug addicts.
Invite	30	Southwest	No	Improved lighting
Invite	30	Southwest	No	Pave the streets
Invite	30	Southeast	No	Add tennis courts
Invite	30	Southeast	No	Have no children; spouse is handicapped
Invite	30	Southeast	No	I would appreciate bike lanes/paths also bike or hiking trails
Invite	30	Southeast	No	Make Phelan a township/city
Invite	30	Southeast	No	The cost of this survey to PPHCSD
Invite	30	Southeast		Splash pads, grass, and shade
Invite	30		Yes	Shade over equipment
Invite	31	Northeast	Yes	More shade at the parks

Phelan Piñon Hills Community Services District Master Plan Survey

Survey	Years in Area (0=<1)	Area	Kids	Comments/Suggestions for Improving Parks and Facilities
Invite	31	Northeast	Yes	We have no community athletic fields so we must use the schools and they are poorly maintained. Community fields would be helpful for an area where there is little else for some children to do.
Invite	32	Northwest	No	A community pool would be awesome
Invite	32	Northeast	No	Parks are always closed as are school playgrounds!!
Invite	32	Southwest	Yes	Seems to be doing a pretty good job
Invite	32	Southeast	No	We have such a need for baseball/softball fields not only for organized leagues, but for community needs as well (ie- field of dreams in the lower desert)
Invite	33	Southwest	No	Don't keep changing playground equipment. Unnecessary costs. A day summer camp program needed.
Invite	33	Outside of District	No	Kept clean, sanitary, no debris
Invite	34	Northwest	Yes	More advertising for library!!! Have NO IDEA what goes on in P Hills or Wrightwood unless I "happen" to get a free paper, then it's something that happened already.
Invite	35	Northeast	Yes	More stuff, more shade
Invite	35	Southeast	Yes	The community is too small to get funding it needs to improve the above. Master plan must focus on those items deemed most important by community.
Invite	35	Southeast	No	Listen to the needs of the community and provide services they want.
Invite	35			Friendly group of people; well done
Invite	36	Northwest	No	Larger parks, more grass, public swimming pool
Invite	36	Northwest	No	Should be some recreational activities for young people to keep them out of trouble!
Invite	37	Southeast	No	No comments on improvement. However, our taxes are high enough, especially for seniors on fixed incomes!
Invite	37	Southeast		Lighting at night; have working water fountains!
Invite	38	Southeast	No	Better advertising of activities and events; better and expanded walking paths, trees, shade, natural habitats; learning center; how to volunteer or set up community activities or events; better website with community activities and events
Invite	38	Southeast	No	Would like to see more adult education and social programs
Invite	39	Southwest	Yes	Maybe someone could tell the seniors at the Senior Center, there are other seniors besides them. They are a bit bigoted.
Invite	39	Southeast	No	Don't really care for the community services
Invite	45	Southwest	No	Not needed
Invite	46	Southwest	No	I'm 91 years old and not as active in community affairs but our younger generation needs are needed especially children and youth.

Phelan Piñon Hills Community Services District Master Plan Survey

Survey	Years in Area (0=<1)	Area	Kids	Comments/Suggestions for Improving Parks and Facilities
Invite		Southwest	No	Thank you for the care for this area that really has not reached it's potential!
Invite		Southeast	No	More activities for seniors
Invite		Outside of District		I own bare property and do not plan to live in Phelan. It is just a land investment.
Invite				I have never seen more than 4 people at the park we do have
Open	1	Southwest		Please put in a water park. Would be nice and cool for the hot summer months.
Open	1	Southeast	Yes	There should be more shaded areas available at the Phelan park.
Open	2	Northwest	No	I think more communication of where these places are and what activities they have, I have lived here 2 years and haven't heard about any locations of parks, trails or centers.
Open	2	Southwest	Yes	We need more usable parks for our children
Open	2	Southwest	No	More parks
Open	2	Southwest	No	Need soccer fields with lights
Open	2	Southeast	No	Do not use or know where they are at.
Open	3	Southwest	Yes	It'd be nice to have a designated trail for walking and bike riding also safe and clean to take your dog for a walk on a leash. Park can have more shade, grass, and bigger picnic area. Really need somewhere for kids and families to enjoy the outdoors. Possibly another park for the kids there's really only one for Phelan and Pinion Hills and it's just not big enough. More people are moving to the tri community with there families so just need more things for the kids to do.I like the small town feel just kids get bored and for the teens boredom brings on bad behavior. Thank you
Open	3	Southeast	No	Anything to do with child activities....a place to go and enjoy and perhaps learn. A swimming pool id imagine would go over well.
Open	4	Northwest	No	None
Open	4	Southeast	No	make the park bigger, add skate park, add playing fields, add roller hockey rink, have resources to facilitate the use of fields, rinks, etc. Also activities for kids as well as seniors and all other age groups
Open	5	Northeast	Yes	More shade available
Open	5	Northeast	No	Community pool and splash pad
Open	5	Northeast	No	Pool
Open	5	Southwest	Yes	I would like to see designated walking paths if at all possible
Open	5	Southwest	No	Im not sure where they are located so a way to locate them and see what they offer, parks and trails are very important for any community, especially if they are safe, provide a place to stay cool in the heat (trees), grassy areas are nice if recycled water is available.
Open	5	Southwest	No	Need a shady park where you can bar b que and the children can play
Open	5	Southeast	Yes	Better fountains More shaded area

Phelan Piñon Hills Community Services District Master Plan Survey

Survey	Years in Area (0=<1)	Area	Kids	Comments/Suggestions for Improving Parks and Facilities
Open	5	Southeast	Yes	More parks and some water play features would be great. We drive to fontana to enjoy nice parks. But a water feature would keep us local
Open	6	Northwest	No	Improve trails for equestrian activities and stop off-roading from spoiling our trails ,roads and neighborhoods. You cannot enjoy a bbq without dirt and noise. No one is doing anything to put a stop to it and they are driving to town and parking next to the sheriffs vehicles to get something to eat. How do you expect anyone to enjoy parks and trails when everything is for off-roaders. Infractions mean nothing if not enforced.
Open	6	Northeast	Yes	Provide a better source of drinking water. The water fountains don't always work.
Open	6	Northeast		Misters for temp control
Open	6	Southwest	No	A dog park would be so cool. I am afraid my dog will come upon a rattlesnake or get cactus in her paw everytime we go out in the summer.
Open	6	Southwest		Í already post my comments in the Facebook page. Thank you for your attention.
Open	7	Northwest		A systemic trail path for people to enjoy.
Open	7	Southwest	No	Saturday events for weekly commuters.
Open	7	Southwest		I will have an answer after I find out more about the programs that you have to offer
Open	7	Southeast	Yes	Monthly, along with the water bill, you you include a page listing last date for payment before disconnection, and reconnect fees. Most of us don't need to see this negative stuff every month. Save it for the reminder letter you send out to remind folks their payment is late. Sometimes the check doesn't make it into the payment envelope, or the envelope gets misplaced while waiting for someone to mail it, so we need the reminder. Use the extra page to talk about the trails and pathways, rental facilities, senior lunch menu each month, and other programs you have going on. I quit attending the lunches because I feel it is unsafe to have so many people crowded into such a small area. A fire or explosion in the kitchen , mixed with panic, is a recipe for a possible disaster. I would prefer to see the lunch tables set up outside, or use picnic tables.
Open	7	Southeast	No	I am now 72 and I haven't used any of these facilities, not really sure how they meet the needs of the community.
Open	7	Southeast	No	Maybe some more adult opportunities. Not necessarily just seniors.
Open	8	Northeast	Yes	No
Open	8	Southeast	Yes	We need a community pool.
Open	8	Southeast	No	I would like to see the park have a spraying water system to keep the community members cool during the extremely hot summers.

Phelan Piñon Hills Community Services District Master Plan Survey

Survey	Years in Area (0=<1)	Area	Kids	Comments/Suggestions for Improving Parks and Facilities
				Perhaps there would be more participants at the parks and farmers market from it.
Open	9	Southeast	Yes	We need a pool center or recreation swimming, youth swim team and highschool swim team and water polo
Open	9	Southeast	No	We attempted to use the senior activities in the past but there is no transportation available for elderly who don't drive and need to get out and mingle.
Open	10	Northwest	No	If they could have more meetings and activities for the Senior citizens that would be great,! I have not gone yet but plan on going very soon. I understand that as of now they have two locations where the Senior's meet one off if Sheep Creek Rd.and one by the Chevron station off the 138. They both meet once a week. I believe on Monday's and Thursdays. If they could build a bigger park with more playground equipment girl the kids that would be great too!
Open	10	Northwest		More activities and meetings for senior citizens. I haven't gone to any of the meetings yet but I am planning on going soon. And from what I know there are only two meetings a week one off of Sheep Creek Road and one by the road by the Chevron station off the 138.
Open	10	Northeast	Yes	More awareness. Fliers or notices.
Open	10	Northeast	Yes	We would love to see a place where Basketball could be played outside of school. We drive rob Hesperia and Apple Valley aobour boys can play Basketball indoors. A local place where parents could create local team would be awesome. Children always appreciate a pool. I suggest something small like Barstow California has. ♡ We drive to Barstow because our boys enjoy it and they have a diving board. It would also be nice to not have to drive to Wrightwood for acting classes and such. A local place to learn to act at a reasonable cost would be amazing for our you children.
Open	10	Southwest	Yes	There does not seem to be very much outreach to the community. Our family is barely even aware of what the PPHCSD does..
Open	10	Southwest	No	a swimming facility would be great for the families of Phelan.
Open	10	Southeast	Yes	Need something like a pool. So I don't have to take my kids to swimming lessons in other towns.
Open	10	Southeast	Yes	We need an Equestrian Arena in our community
Open	10	Southeast	No	More grass and a field to play a sport. Also, another restroom along with some indoor pool. At last put not least a trail that could possible go around the phelan neighborhood. Bring tourist and events to the area to have the community more involved
Open	11	Northeast	Yes	Due to dirt roads, we don't have very many options of safely taking walks. It would be nice to have trails throughout each quadrant for walking and bike riding. Without these facilities, the residents

Phelan Piñon Hills Community Services District Master Plan Survey

Survey	Years in Area (0=<1)	Area	Kids	Comments/Suggestions for Improving Parks and Facilities
				may be subjected obesity and heart disease due to limited resources to stay fit. Our children should not be required to drive to Victorville for recreational activities. It's just too far and these opportunities should be in their own community. I would be willing to pay increased property taxes if these facilities are made available in my community.
Open	11	Northeast	Yes	They can offer more choices for children in the off season of school.
Open	11	Northeast	No	No
Open	11	Northeast		I would like to see more parks with a softball and soccer fields so they can host league ball games in all four quadrants of Phelan / Pinon Hills. I think it would be a great idea for adults to unwind and enjoy some fun playing various games.
Open	11	Southeast	Yes	I have little or no information available as to any benefits must be a closely held secret! I would love to have a place to safely ride Mountain bikes W/ my Son ! Communication w/ working class people is poor I work 60-70 Hr week I don't have time to hunt for Hidden benefits !!!
Open	12	Northwest	Yes	N/A
Open	12	Northwest	Yes	Put lights on fields...
Open	12	Northwest	No	No suggestions
Open	12	Northwest	No	Please provide more Park areas and more Trails so that we can go walking... fix our roads
Open	13	Northwest	No	Have some community events at the parks (such as kite flying).
Open	13	Southwest	Yes	I think we need more parks. Maybe a public pool and gym.
Open	13	Southwest	Yes	Please provide more clinics, pharmacies and hospitals
Open	13	Southwest		Get a public swimming pool. It's hot and only getting hotter. Pools provide recreation in the summer. Adults can do lap swimming. You can provide swim lessons all summer. You can provide swim camp in The summer. Pools provide jobs for 16-25 year olds as life guards and swim teachers, etc. you can have a swim team for kids. You can rent it out to the high school for swim team. The kids in this town need something to do besides hang out in the Staters parking lot.
Open	13	Southeast	No	I am not aware of any trails or pathways in the Phelan/Pinon Hills area. If there were any of any decent length I would probably use them.
Open	14	Northwest		The playgrounds could use type of of shading for summer months, it's the time kids are out of school and I would like to take them but they can't even play on the equipment because it get too hot. Also some work bars would be nice on the pathways for adults
Open	14	Northeast	No	Phelan needs a community Equestrian area. I grew up in Whittier with one and seen many cities equestrian enthusiasts unite at these facilities... ride together ...train together, and horse shows

Phelan Piñon Hills Community Services District Master Plan Survey

Survey	Years in Area (0=<1)	Area	Kids	Comments/Suggestions for Improving Parks and Facilities
				twice a month, plus Riding lessons. People get to know each other. Not everyone has an arena to allow horses to play. A great place for monthly horse shows and equestrian events. The reason I moved to Phelan was for the horses. But have always been so disappointed from the lack of some type of place for gathering and sharing thier common interests.. I didn't even have a horse growing up, but still enjoyed seeing the horses and llamas, and would visit often... I think Phelan would be such a great equestrian community like many other communities such as Norco.. Horsetown USA. People are always riding down the streets which all streets have a dedicated horse trail. Riding into town and tiing up. I always wished that Phelan could model itself a bit like Norco. Phelan is much nicer in the fact that it has much more open space and properties are 2 acres. Not just a half acre like surrounding areas where there are too many animals housed together in smaller quarters. I find that equestrian enthusiasts are a great bunch of people and love sharing thier interest with others. I remember the rodeos we had in Phelan. So enjoyed by many... Maybe if we had a permanent facility. We could someday entice the rodeos back.
Open	14	Southwest	No	Pavement
Open	14	Southwest	No	Perhaps the parks could include more trails or paths for horseback riding.
Open	14	Southeast	Yes	More paths, more parks or bigger, more trees, more shade area sitting benches, cheaper rental, more activities, more getting the word out!!!
Open	14	Southeast		More community knowledge, more events, advertise in a place like Staters ,
Open	14	Outside of District	No	We live just outside of the Phelan area. Most consider this area Phelan or Baldy Mesa. Two Snowline schools are with in a few roads from us.
Open	15	Northwest	Yes	Cleaner bathrooms
Open	15	Northwest	Yes	I would like to see more programs that adults can enjoy with their children. Maybe NRA hosted shooting classes or archery classes. Enlarging our park would also be nice.
Open	15	Northwest	No	Any facilities/programs for horses would be welcome.
Open	15	Northeast	Yes	Didn't know we had trails, spaces to be rented out, tennis courts or soccer and football fields. No pot heads and other druggies in parks near children and family environment.
Open	15	Northeast	No	There aren't many activities here that interest the majority of the people here. For example, in the area, middle school and high school aged kids need something to keep them occupied because i see alot of that particular age group wandering around and loitering the stater brothers parking lot. Lots of people do drugs

Phelan Piñon Hills Community Services District Master Plan Survey

Survey	Years in Area (0=<1)	Area	Kids	Comments/Suggestions for Improving Parks and Facilities
				near the park which should be kid friendly but its not. Drugs around town are a real problem. And i do not feel safe hanging around town to participate in activities in the area.
Open	15	Southwest	Yes	We need a water park or pool for our kids to enjoy summer vacations.
Open	15	Southwest		More hiking trails
Open	15	Southeast	Yes	SKATE PARK for my grand daughter who lives with me
Open	16	Northwest		None
Open	16	Northeast	Yes	Build a water park. More activities like the Phelan Rocks Facebook page and Family Game Nights. Painting and scrapbooking Box car races, volleyball courts and tennis courts with shaded areas. The movie nights are okay but it's hot in the room. What about community projects? What about getting the Phelan Elementary original school marked as a historical landmark?
Open	16	Northeast	No	Would love to see a community pool. More classes for water conversation. Teach people how to do a water line for our trees and gardens during summer time. Community center opened when it's above a 100. Needs to be advertised so the community knows where to go. Provide water and entertainment. We have a lot of elderly and homeless that need help. With a new park you can have students work and do crafts, babysit etc It would be nice to help more with the elderly and the kids that are out of school.
Open	16	Southwest	Yes	Tennis courts would be so nice to have available.
Open	16	Southwest	No	Publish activites
Open	16	Southeast	No	A lot of the questions refer to how much we have used things I am pretty sure we do not have. I also do not know what events are going on or who puts them on. Trails and pathways??? Where? I would use them if they were there. Not sure what the csd offers that i can use? The only thing I know about is the farmers market. And the concert in the park which I do attend. I hace used the park a few times to work with my dogs but it is so small that there really isn't much room. More events would be great, bike paths? A bigger park? Even just expanding the one we have. I also was not aware we could use the ball fields at the school? I'm assuming thise are the ones you were referring to since they are the only ones in town?
Open	17	Southwest		N/A
Open	17	Southeast	No	Undevelop them. These things are not the proper function of government. If we must have them then remove restrictions on their use specific to parks and facilities. Make them available 24x7 with no curfew. The only permissible limit upon use should be that in that chosen use it shall not infringe upon the basic human rights of another the same as applied anywhere else.
Open	18	Northwest	No	Equestrian facility/evac center would be amazing

Phelan Piñon Hills Community Services District Master Plan Survey

Survey	Years in Area (0=<1)	Area	Kids	Comments/Suggestions for Improving Parks and Facilities
Open	18	Southeast	No	Perhaps add a pool? Maybe expand the park?
Open	18	Southeast		Need security there are to many homeless or bad kids destroying city property and bothering people who just want to have fun
Open	19	Southwest	No	More grass! Nicer basketball courts! More tables and barbacue grills for family birthdays with reservations!
Open	20	Northwest	No	We only used the park once to see the vietnam wall
Open	20	Northeast	Yes	How about a splash pad for the kids and swimming pool for the youth. We have visited many places where they have these and the kids love them and they get used a lot.
Open	20	Northeast		I would love to see a dog park or equestrian park
Open	20	Southwest	Yes	More shade, more playground set, more grass
Open	20	Southwest	No	I think they should have more activities for the children and also for the adults exercise classes Etc
Open	20	Southwest		i would like to know more about what parks and facilities are available? Been here a long time and barely know about them.
Open	20	Southwest		Need more communication. I am 82 and a docent at the Rt 66 museum in Victorville on Monday' and Thursday. would really like to meet more local people. Molly Holguin. 1(831)673-1089
Open	20	Southeast		I would love it if you put lights up for basketball and have them turn off at a certain time it would be great
Open	22	Northwest	No	MORE SHADE & TREES
Open	23	Northeast	No	Everything seems to be perfect other than maybe a little more maintenance.
Open	23	Southeast		Horse facilities with covered arena and lights. Where equine events can be held, barrel racing, roping, rodeo, jr. Rodeo, high school rodeo, gymkhana.
Open	24	Southeast	No	Keep up the good work! When I moved here in 1994, the site of Phelan Park was a dirt lot
Open	24	Southeast		Keep up the good work. I remember when the phelan park was just a dirt lot and kids and parents didn't have a park to go to. Now the center has summer movie, you can get equipment on loan to play, just lay in the grass & have a picnic. In 24 years Ive seen great improvement.
Open	25	Northwest	Yes	Follow thru with plans for youth baseball, soccer, football facilities and equestrian facilities
Open	25	Southwest	Yes	I think the parks could use a pool. It would bring in revenue.
Open	25	Southwest	Yes	The Pinon Hills park need more shade and maybe some grass to play in.
Open	25	Southwest	No	Need to have activities for the kids to sign up for...example: Soccer Arts & Crafts. Rec center Gymnastics Ballet
Open	25	Southeast	Yes	a splash pad or somewhere is going swimming would be nice.
Open	26	Northeast	No	More activities.
Open	26	Northeast	No	No, but I should participate more in the communities activities.

Phelan Piñon Hills Community Services District Master Plan Survey

Survey	Years in Area (0=<1)	Area	Kids	Comments/Suggestions for Improving Parks and Facilities
Open	27	Northwest	Yes	We need more parks
Open	27	Northeast	No	Need an equestrian center....The tried community is becoming Norco north...what happened to the equestrian proposal from a few years ago....Soccer , pop Warner, little league everywhere...How are we serving equine interests?
Open	27	Southeast	No	Swimming pool
Open	28	Northeast	No	Doing a great job. Wish we had outdoor theatre or movies for nice nights.
Open	28	Southwest	Yes	More community events maybe a concert. Having a beer vender is always a plus:)ha ha. Take the sharp objects out of the parks. Cactus etc.. other than that love my little town.
Open	28	Southwest		Working water faucets, more lighting at parks
Open	28	Southeast	Yes	Better lighting and more water fountains that work
Open	28	Southeast	Yes	Better shade!
Open	29	Northeast	Yes	At this time I don't use any programs therefore I have no suggestions. If, in the future, I do participate in any programs, I might have a suggestion at that time.
Open	29	Northeast	No	none
Open	29	Southeast	Yes	Water play areas for summer usage, community pool
Open	29	Southeast	No	We need more things to do at the park and Community center for school aged children.
Open	30	Northeast	No	Need park on northside of town
Open	30	Southeast		It would be great to have more things up here for kids to do little water splash area skatepark something
Open	32	Northwest	No	More activities or the activities better advertise
Open	32	Southeast	No	We do not need additional facilities but if they wanted to do something an area/building for Rodeos might be useful to the community.
Open	33	Northeast	No	Kids need more activities to keep them busy... skate park. Pool, a place to play video games, miniature golf.....maybe more community events
Open	33	Northeast	No	Reduce overhead (management) . Spend more on ; shade, equipment, grass and most of all a desert garden. The garden would show people what to plant, how to manage water usage and how to adjust watering in different seasons.
Open	33	Southeast	No	I'm not familiar with any PPHCSD trails. I'm 63, so I don't use any athletic fields. A splash park would be nice for the grandkids, but understand the water issue. We use my backyard for family functions, not yours.
Open	33	Southeast		Needs a cover over the playground they get to hot also a splash pad or a public pool would be great and some kid friendly crafts or activiyies

Phelan Piñon Hills Community Services District Master Plan Survey

Survey	Years in Area (0=<1)	Area	Kids	Comments/Suggestions for Improving Parks and Facilities
Open	34	Northeast	Yes	Dog owners are NOT cleaning up after their dogs go potty in the grass. Gross to play in, we just don't take the kids there anymore. Great place to meet up with the kids after school though. We have enjoyed movie nights at the community center. Had a lot of fun. Glad to have that available in our town. Thank you for your service.
Open	35	Southwest	No	Racquetball courts would be nice.
Open	38	Southwest	No	Bug improvements have been made. Keep it up. A swimming pool would be my choice if possible.
Open	40	Outside of District		More shade in park. Larger Sr luncheon room in Phelan. More advertising for concert in the park and more frequent concerts on dates that don't conflict with Wrightwoods outdoor music events. Foods of the Tri Community and street fair event. Drivers education for Seniors.
Open	50	Southwest	No	Sending maps, literature of who, what, where and when these facilities are available and consist of.
Open		Northwest	Yes	We need more parks and rec. areas for our youth.
Open		Northwest		More trees and shade, have a water park .
Open		Northwest		Providing a soft ground for kid to run on or play sports would be a great idea.
Open		Northeast	No	Good start, but clearly, There is a great deal of room for improvement in all areas.
Open		Southwest	Yes	More shade structures along roads and trails
Open		Southwest	No	More concerts in the park would be nice.
Open		Southeast	Yes	Maybe provide more shade for sunny days. A dog park would be awesome, I would use that every week.
Open		Southeast	Yes	We have no basketball. Only Football, Soccer and baseball. We need basketball. I unlock the Pinon Hills elementary school basketball court.
Open				We need a bigger and better park for phelan

What are the most important needs for the PPHCSD to address over the next 5 to 10 years? (other)

Survey	Importance	Needs to Be Addressed 1=Not at all important, 5=Very important
Invite		Horse recreation center
Invite		If you were to combine Phelan and Pinon Senior centers, I would like the existing facilities be used as recreation centers for kids. Maybe even make an indoor gym with basketball. A Parks and Rec summer program would be awesome.
Invite		Our weather in the High Desert makes it hard for children or adults to do activities outdoors. We need inside facilities.

Phelan Piñon Hills Community Services District Master Plan Survey

Survey	Importance	Needs to Be Addressed 1=Not at all important, 5=Very important
Invite	5	A safe place for kids to play that includes a water park as well as other activities.
Invite	5	Activities go to 12 pm
Invite	5	Add a gazebo gathering point for a tree lighting during holiday season and 4th of July
Invite	5	Arcade for family interaction
Invite	5	Area clean up
Invite	5	Bathrooms unlocked
Invite	5	Biking, walking track- not at school; dog agility
Invite	5	Bowling alley and water park
Invite	5	Boys and Girls Club
Invite	5	Dog park
Invite	5	Dog water park
Invite	5	Drive in theater
Invite	5	Equine arenas
Invite	5	Events- kite flying, art, music
Invite	5	Expand for all ages
Invite	5	Fix roads
Invite	5	Horse event arena
Invite	5	Keep community horse friendly
Invite	5	Keep taxes low and quality of water A+
Invite	5	Larger Farmers Market on weekends
Invite	5	Little League
Invite	5	Movie theater
Invite	5	OHV trails
Invite	5	Parks in quadrant 4
Invite	5	Pickleball courts
Invite	5	Plant trees in community
Invite	5	Pool
Invite	5	Provide equestrian facilities
Invite	5	Reduce fees and taxes
Invite	5	Roller rink (indoor and outdoor)
Invite	5	Roller skating track
Invite	5	Senior services
Invite	5	Shaded areas for sun protection on playground equipment
Invite	5	Softball fields
Invite	5	Splash pad
Invite	5	Splash pad open to kids in the summer time!
Invite	5	Stop charging \$2.00 to pay online or by using your card.
Invite	5	Swimming pool
Invite	5	Tennis courts
Invite	5	Tennis courts

Phelan Piñon Hills Community Services District Master Plan Survey

Survey	Importance	Needs to Be Addressed 1=Not at all important, 5=Very important
Invite	5	Walking track
Invite	5	Water park
Invite	4	Art classes
Invite	4	Community garden
Invite	4	Equestrian facility
Invite	4	Equestrian Facility
Invite	4	Roller skate park area
Invite	4	Senior activity such as exercise class
Invite	4	Splash pad
Invite	4	Water supply shortage and too expensive
Invite	3	Open access shooting range.
Invite	3	Therapy pool.
Invite	2	dog park! dog park!
Invite	1	Less taxes
Invite	1	trash clean ups. I live close to the dump and people are always dumping trash on the roads.
Open		Activities kids and adults and exercise classes for adults
Open		An indoor pool sounds fantastic
Open		Aquatic facilities indoor or our would be so great. I and lights in the fields especially at chaparral fields.
Open		area for dogs to meet
Open		Graffiti and trash. We should encourage supporting the High Desert Keepers!
Open		I know water fees are not used on these items but I will still mention that over and above these items the number one issue the PPHCSD needs to address is excessive water rates.
Open		I see nothing in the above lists for the Equestrian Community here. There was talk about building a ring for riding/showing similar to what Forbes provided in the 1990's. There are many equestrians in this community that would support that.
Open		Ice skating rink, facilities for figure skating, hockey, & curling, It would bring in lot's of revenue being the only one in the high desert. with the nearest on in Ontario & Lake Arrowhead
Open		More activity options for the youth in our community.
Open		Nothing those are some great ideas hope something comes of it
Open		PUBLIC SWIMMING POOL
Open		The aquatic area would be awesome. Very good idea given the climate here. And indoors for winter would be fantastc
Open		The PPHCSD needs to communicate to the community what it does and what is available to the community at large!
Open		We need more trails for walking and biking as well as additional parks in each quadrant.
Open		Wildlife education through the parks, signage and events
Open	5	A dog park for both large and small dogs. Preferably with grass, shade and trees.
Open	5	A skate park or BMX track would be an amazing addition

Phelan Piñon Hills Community Services District Master Plan Survey

Survey	Importance	Needs to Be Addressed 1=Not at all important, 5=Very important
Open	5	Activities for colder and warmer climates.
Open	5	Address the problem of water running down Sheepcreek RD every night from the school district office, AM/PM, Burger king and the car wash. The road north of the school office where the water crosses and feeds into the wash has been repaired every few months for over 20 years! The weeds north of the car wash are well fed and they are damaging the asphalt curbing. HOW CAN WE TAKE WATER CONSERVATION SERIOUSLY. It seems conservation is only for those who cannot afford the bill.
Open	5	Aquatic park
Open	5	Entertainment. Music, movies, etc
Open	5	Equestrian Facilities
Open	5	Equestrian facility / EVACUATION center for livestock
Open	5	Equestrian friendly trails
Open	5	Equine multipurpose facility
Open	5	Expanded Sr center Indoor digital golf Movie theater Miniature golf course. Water parksplash area for younger kids. A community Christmas tree and town plaza and caroling
Open	5	Expanding parks to different regions of the community so locals can enjoy them. I would love to see that happen and would love to know more about it.
Open	5	Facilities for horses
Open	5	Have the schools open and maximize use of their facilities. We need not duplicate what we already have by spending money on parks, community centers, and rental facilities.
Open	5	Horse facilities covered arena, for equine events.
Open	5	Larger community centers in Phelan/Piñon Hills
Open	5	May be have shooting range! A safe mounтен bike round a bout ! Other? I'll give it some thought??? I'll get back to you!!!
Open	5	More for kids and teenagers to do here in Phelan so we don't have to go to Victorville and then buy their gas and food.
Open	5	More parks, safe trails to walk and bike, more kids/teenage friendly activity or places to hangout. Recycled water park for kids.
Open	5	More shade a dog park or equestrian park
Open	5	New location for parks and a safe trails to be added to connect the future parks to have a variety of people be brought together. Also a big community pool of all ages during the blazing summers. Indoors due to high winds and cooled days. And a sport field area for families could enjoy together in variety of locations where people could go.
Open	5	Paved bike trails.. so I can use my bike
Open	5	Pavement
Open	5	Please provide more clinics, pharmacies and hospitals
Open	5	Recreational activities for all ages. Affordable dance, karate, crafts, etc.
Open	5	Roads
Open	5	roller hockey rink, or simply a place to roller blade

Phelan Piñon Hills Community Services District Master Plan Survey

Survey	Importance	Needs to Be Addressed 1=Not at all important, 5=Very important
Open	5	splash pad
Open	5	Stop the teens from smoking pot in the bathrooms.
Open	5	Take a look at the YMCA in Redlands and go from there.
Open	5	The more activities we can get going for the younger generation will keep these kids off the streets and off drugs. When I was growing up we had the 'phelan skate park' and it kept all of us kids out of trouble. When they tore it down we all started getting in trouble and got into heavy drugs. It's a small town in the middle of nowhere. We need more to do here.
Open	5	These kids are walking on the side of busy sheep creek road, after school, to the park, without sidewalks and proper crossing gaurds, this has been needed for years. I would love to have more walking trails and see pet owners made to take responsibility for leaving behind pet feces. Love movie nights but would also love to see expanded activities and more for the teens to do. A skate park would be a good addition. It will be used. Thank you.
Open	5	Water featur w and swimming facilities would be a great addition to our town. People would pay to be members to water club and pay for swim lessons etc where town members get a discounted rate.
Open	5	We need a community pool
Open	5	We need a decent gym and pool facility
Open	5	We need an Equestrian Arena
Open	5	We need basketball. Open up the elementary school basketball courts.
Open	5	We need more dog parks!!
Open	5	We need more jobs in our Community.
Open	5	Youth sports and equestrian use
Open	4	Activities for kids and seniors
Open	4	Add an outdoor pool! Add more places for older kids to skate and bike.
Open	4	An equestrian arena/park
Open	4	Family related activities
Open	4	In door racquetball courts
Open	4	Indoor shooting range
Open	4	It is mind blowing that living in the DESERT there are NO community pools available anywhere. With the large equestrian community that has been here since the 1980's, its also disappointing that there are no public horse show arenas for local club use.
Open	4	More shade for outdoor places. Plant trees. A dog friendly area. Picnic areas a lake would be awesome.Hiking trails. Something easy to keep clean cause in reality a lot of people do not care about the enviornment. Something that makes our community seem more high end. And something nice to look at. Water and vegetation are beautiful you can pay someone to maintain the area thus making new jobs. (Fake grass burns in the summer so real grass is preferable)
Open	4	Racquetball Courts and an indoor area / track where seniors can walk around to get some exercise. The weather is either to hot or to cold for the seniors to be outside.
Open	4	Racquetball/handball courts.

Phelan Piñon Hills Community Services District Master Plan Survey

Survey	Importance	Needs to Be Addressed 1=Not at all important, 5=Very important
Open	4	Safe parks
Open	3	Again I am unaware of any trails/pathways? And I do not know what services the cad provides
Open	3	All the things already mentioned
Open	3	Bigger bathrooms
Open	3	Expanding population needs
Open	3	Indoor/outdoor shooting/archery range
Open	3	It would be great to add some community service classes in the arts and maybe a yoga class.
Open	3	Just more for kids to do here in Phelan so we dontbhave to drive into Victorville and but their gas and food.
Open	3	Making the community more connected by having things that will get us to come together and keep it not so ghetto.
Open	3	More community information
Open	3	More days to meet people.
Open	3	More veteran events
Open	3	parking at the parks.... we need more parking
Open	3	Parking at times. More vendors on Monday farmer market.
Open	3	Security and clean restrooms
Open	3	Town definately needs a few swimming pools or something to do during the summer!
Open	3	Water drainage basins
Open	2	Letting more people know that we even have a park
Open	2	More activities/events for family
Open	1	Can't think of any.
Open	1	I like the idea of an indoor water pool to help me exerise as im 68 years old
Open	1	Improve the price of water. We can't afford to have even a small vegetable garden.
Open	1	Larger park areas
Open	1	More community events.
Open	1	Not interested in adding to cost of living or creating more government jobs.
Open	1	Roads need to be paved and phelan and Palmdale roads need to be widened.
Open	1	Safer walking trails
Open	1	Water use by orchards

Please indicate whether you and your household have a need or a desire for the following. (other)

Survey	Programs Needed or Desired by Household (other)
Invite	Adult education opportunities
Invite	Advertisement for programs that EXIST! (like the library)
Invite	Arcade for family interaction
Invite	Arts and Crafts for all
Invite	Community garden
Invite	Dance lessons
Invite	Desert clean up days
Invite	Drive in theater
Invite	Equestrian
Invite	Equine arenas
Invite	Farmers Market on weekends
Invite	Home security, firearms included.
Invite	Mailings to notify of events
Invite	Money management
Invite	Pickleball
Invite	Pool, volleyball court
Invite	Programs for all ages
Invite	Swimming pool
Invite	Tennis programs
Open	Dog friendly
Open	Dog park
Open	Equestrian
Open	Equestrian
Open	Equestrian Arena
Open	Equestrian events
Open	Horse event centers
Open	Horse facility
Open	Life classes
Open	Motorcycle trails
Open	mountain bike trails
Open	None
Open	Please provide more clinics, pharmacies and hospitals
Open	STEM

What are the most important areas that, if addressed by PPHCSD, would increase your use of Phelan/Piñon Hills parks and recreation facilities? (other)

Survey	Years in Area (0=<1)	Area	Kids	What Would Increase Your Use of Parks and Recreation Facilities (other)
Invite	8	Northwest	No	Swimming pool
Invite	12	Northwest	No	Indoor Facility
Invite	14	Northeast	Yes	Roller skating pathways
Invite	15	Northwest	No	Equine arenas
Invite	15	Northeast		Equestrian facilities
Invite	16	Southeast	No	Pool
Invite	18	Southwest	No	Therapy pool
Invite	18	Southeast	Yes	Tennis courts
Invite	19	Southwest	Yes	Grass field
Invite	20	Southwest	No	Pickleball
Invite	21	Outside of District	Yes	Something for everyone to do and come together as a community
Invite	22	Northeast	No	Homeless are a concern sometimes
Invite	24	Southeast	No	Do whatever is needed that you can afford
Invite	26	Northeast	No	Gym for seniors
Invite	27		Yes	Having quality areas
Invite	28	Southwest	Yes	Dog agility course
Invite	30	Southwest	No	Pave streets
Invite	30	Southeast	No	Bike trails, paths, lanes; walking trails; swimming facilities
Invite	31	Southwest	No	Security
Invite	32	Northwest	No	Shade/shelter at parks
Invite	32	Northeast	No	waterplay fountain/sprayer
Invite	34	Southwest	No	My kids are grown but a community pool, skate park and BMX track would have been terrific for them
Invite	39	Southwest	Yes	Children use the facilities, maintain security for them
Invite	46	Southwest	No	Expand for all ages
Open	4	Southeast	No	park with a roller hockey rink
Open	5	Southeast	Yes	Activities
Open	6	Southwest	No	Natural area/native plant pollinator habitat
Open	10	Southeast	Yes	Equestrian arena
Open	12	Northwest	No	Bike paths
Open	13	Southeast	No	More trees for shade
Open	15	Northwest	Yes	Equestrian area
Open	15	Northwest	No	Horse facilities
Open	15	Northeast	Yes	Dog friendly
Open	16	Southwest	Yes	indoor activities
Open	16	Southeast	No	Bigger grass area for general use
Open	17	Southeast	No	Engagement of, availability to, and use by community groups.

Survey	Years in Area (0=<1)	Area	Kids	What Would Increase Your Use of Parks and Recreation Facilities (other)
Open	18	Northwest	No	Equestrian activities
Open	20	Southwest	Yes	Cleaner restrooms
Open	22	Southwest	No	homless irradiation
Open	23	Southeast		Horse facilities with arena
Open	24	Southwest	Yes	water fountains inop at pinon hills park and bathrooms are usually locked :(
Open	25	Northwest	Yes	Equestrian
Open	29	Northeast	Yes	None
Open	30	Southeast	Yes	No vagrants
Open	33	Southeast	No	mountain bike trails
Open		Southeast	Yes	A dog park

To what extent, if any, would you be willing to support the following funding mechanisms to fund operations and maintenance costs of parks and recreation facilities, cultural facilities, trails, and programs in Phelan/Piñon Hills that currently exist or may be developed in the future? (other)

Survey	Importance	Funding Mechanism (other) 1=Definitely Not Support, 5=Definitely Support, 6=Don't Know
Invite	5	Builder/contractor fees
Invite	5	community donations
Invite	5	Day pass
Invite	5	Donations
Invite	5	Don't understand why the water has such a high fixed charge and another chrom 6 charge and none of these funds help the community.
Invite	5	Federal Funds
Invite	5	Fundraiser
Invite	5	Fundraiser
Invite	5	New board PPHCSD
Invite	5	Property tax
Invite	5	User fees
Invite	5	Volunteers
Invite	5	whatever needs to be done...
Invite	4	Donations
Open		Anything that wouldn't cost us money. California is already expensive as is.
Open		nothing that costs me or my property money
Open	6	All my 'other' responses are about promoting equestrian facilities and activities.
Open	6	Fundraising, tuition, donations
Open	6	Go after the county and state for the funds that should come back to this community!

Phelan Piñon Hills Community Services District Master Plan Survey

Survey	Importance	Funding Mechanism (other) 1=Definitely Not Support, 5=Definitely Support, 6=Don't Know
Open	6	I would need more information before promising to support these options
Open	6	Need more information
Open	6	Not aware of any other funding 'mechanism' that does not include getting said funds from me and my family.
Open	6	Not sure
Open	6	Only live on ssa so limited money available
Open	6	Reduce overhead
Open	6	Taxes to support the druggies in the area?
Open	6	Volunteer work and donation drives
Open	5	Community fund raising. Grant committee
Open	5	Day fees for using facilities like pools
Open	5	Don't forget Horseman
Open	5	Reasonable and justifiable user fees.
Open	5	something made exclusively in Phelan that we can export for profit. A tree does not charge you to take its fruit, that implies huge profits.
Open	4	adopt a 'park' local business donations...
Open	4	Have membership fees to help with cost
Open	4	New construction fees, usage fees, property tax monies.
Open	4	Open to exploring any resonance funding opportunity
Open	4	Private donations
Open	4	Specifics needed
Open	3	Nothing
Open	3	Unsernten
Open	1	govenment fees
Open	1	No new taxes. Keep spending low. Be frugal with public funds!
Open	1	Volunteer and community fundraising.

How do you currently receive information on parks and recreation facilities, services, and programs? (website, other)

Survey	Years in Area (0=<1)	Area	Kids	Current Information Source (website)
Invite	13	Northeast	No	Korean Friend and Community
Invite	18	Southwest	No	Wrightwood Forum
Open	0	Southwest		Facebook
Open	5	Southwest	No	Facebook
Open	15	Southeast	Yes	From a Member on board
Open	24	Southwest	No	facebook

What is the best way for you to receive information about parks and recreation facilities, services, and programs? (other)

Survey	Years in Area (0=<1)	Area	Kids	Best Information Source (other)
Invite	1	Northeast	Yes	Water bill flyers
Invite	1	Southwest	Yes	Saw the place
Invite	1	Southwest	No	USPS
Invite	2	Southeast	Yes	Flyers included in water bill
Invite	3	Southwest	No	In the water bill
Invite	4	Northeast	Yes	Mail with bill
Invite	4	Northeast	No	Mail
Invite	4	Southwest	Yes	In my monthly water bill
Invite	4	Southwest	No	With water bill only
Invite	4	Outside of District	Yes	Water department
Invite	5	Southeast	Yes	Whatever is included in the bill
Invite	5	Southeast	No	Billboard in town; word of mouth
Invite	6	Southeast	Yes	Bill mailing
Invite	7	Southeast	No	Bill
Invite	7	Southeast	No	With monthly bill
Invite	8	Northwest	No	With our water bill
Invite	8	Northeast	Yes	Mail
Invite	8	Southwest	Yes	Mail
Invite	9	Northwest	Yes	letter by mail and this is my first letter.
Invite	9	Northwest	Yes	Print newsletter
Invite	10	Northwest	No	water bill flyers
Invite	10	Northwest	No	With water bill
Invite	10	Southwest	No	In my bill
Invite	10	Southeast	No	In my bill
Invite	11	Northeast	No	With our bill
Invite	12	Northwest	No	Alot of times after the fact
Invite	13	Northeast	Yes	PPHCSD
Invite	13	Northeast	No	Church
Invite	13	Northeast	No	Marquee
Invite	13	Southeast	No	Fliers in water bill
Invite	13	Southeast	No	Flyer in water bill
Invite	13	Southeast	No	Water bill
Invite	14	Northwest		US Mail
Invite	14	Northeast	Yes	Inserts in my water bill
Invite	14	Northeast	Yes	Mail
Invite	14	Southeast	Yes	Mail

Phelan Piñon Hills Community Services District Master Plan Survey

Survey	Years in Area (0=<1)	Area	Kids	Best Information Source (other)
Invite	14	Southeast	No	bill mailer
Invite	14	Southeast	No	Water company
Invite	14	Southeast	No	With water bill flyers
Invite	15	Northwest	No	Flyers in bills
Invite	16		No	Senior News
Invite	18	Northeast	No	Flyers come with bills every month- thank you!
Invite	18	Northeast	No	Inserts in water bill
Invite	21	Southeast	No	Water bill insert
Invite	22	Northwest	No	Mail
Invite	22	Northeast	No	Billboards in town on Sheep Creek and Phelan Road
Invite	22	Southwest	No	flyers in water bill
Invite	24	Southeast	No	Local radio
Invite	25	Northwest	Yes	Your flyer with the bills
Invite	25	Northwest	No	With water bill
Invite	26	Northeast	No	When I pay my water bill; flyer in mailbox of monthly activities
Invite	27	Southeast	No	USPS
Invite	27	Southeast	No	Water bill
Invite	27		Yes	Mail
Invite	28	Southwest	No	Mail
Invite	28	Southeast	No	CSD Flyer/water bill
Invite	28	Southeast		With my water bill
Invite	29	Northeast	No	flyer in my water bill
Invite	29	Southeast	No	Mailings
Invite	30	Northeast	No	With water bill
Invite	30	Southwest	No	Occasional insert in water bill
Invite	30	Southeast	No	Info included with water bill
Invite	31	Northeast	Yes	Flyers in bill envelopes
Invite	31	Northeast	Yes	News Plus
Invite	31	Southwest	No	In my water bill
Invite	32	Southeast	No	Marquee sign on Sheep Creek
Invite	33	Southwest	Yes	Flyer in water bill
Invite	33	Outside of District	No	Water bill insert
Invite	34	Southwest	No	Water bill
Invite	36	Northwest	No	Flyer in water bill
Invite	38	Southeast	No	News Plus
Invite	38	Southeast	No	Tri-Comm News Plus
Invite	42	Southeast	No	Local newspaper
Invite	46	Southwest	No	No communication at all from any sources
Invite	46	Southeast	No	PPHCSD- in water statement

Phelan Piñon Hills Community Services District Master Plan Survey

Survey	Years in Area (0=<1)	Area	Kids	Best Information Source (other)
Invite		Southwest	No	Mail to my home: 15827 S Menlo Ave, Gardena, CA 90247 (we had a fire at our house in Phelan and have not rebuilt yet)
Invite			No	Water bill
Open	4	Southeast	No	Have not received any before this survey request
Open	6	Northeast	Yes	Facebook
Open	6	Southwest	No	Insert in bills
Open	7	Southwest	No	water bill insert
Open	7	Southeast	Yes	Water bill
Open	8	Southwest	Yes	water bill mailings
Open	8	Southeast		Flyer in water bill
Open	10	Southwest	Yes	I rarely if ever see anything about what PPHCSD does for the community.
Open	11	Northeast	Yes	Bill
Open	13	Southwest	Yes	Mail from PPHCSD
Open	13	Southwest	Yes	water bill
Open	13	Southeast	No	In my water bill
Open	14	Northeast	No	Flyer in my water bill
Open	15	Northwest	Yes	We Dont
Open	16	Southwest	Yes	water bill insert
Open	17	Southeast	No	Flyers in water bill
Open	18	Northeast	No	water bill
Open	18	Southwest	No	flyers at post office
Open	21	Southeast	No	water bill
Open	24	Southeast	No	Flyer included with bill
Open	25	Northeast		Mail
Open	26	Northeast	No	Bill inserts
Open	26	Northeast	No	monthly bill
Open	27	Southeast		Facebook
Open	28	Northwest	Yes	With my bill
Open	29	Northeast	Yes	Insert in water bill
Open	30	Southeast	Yes	mail inserts with bills
Open	35	Southwest	No	with my water bill

Do you have any further comments about parks and recreation facilities and programs in Phelan/Piñon Hills?

Survey	Years in Area (0=<1)	Area	Kids	Additional Comments
Invite	0	Southeast	Yes	I didn't realize there were trails/pathways marked for use. I'd love to be able to access this info and I'm not sure where to look.
Invite	0	Southeast	No	I am new to the community so I don't know all the services offered
Invite	1	Southwest	Yes	My family and I really enjoy the facilities, programs, and employees. We would be very interested in more programs for kids, trails that connect to the parks and a swimming pool
Invite	1	Southwest	No	I believe the more we attend events we will become more familiar. I enjoy living in Phelan. In speaking with some of the residents, can we PLEASE get together and light a town Christmas tree to kick off the Holiday Season???
Invite	3	Northwest	No	Thank you for asking
Invite	3	Northeast	No	We need more in promotion for the kids
Invite	3	Southwest	No	Very well kept; very nice landscaping/trees
Invite	4	Northwest	No	As citizens we pay a lot of property taxes every year and I do not see much of them on roads, lights, etc. which must be fixed and provide for our city (Phelan). I see there are not any take care of our dust roads, water lines, and also we have no stree
Invite	4	Northeast	Yes	Don't use it much but when we have, it's been nice.
Invite	4	Northeast	No	It's good for families, a safe place for kids and parents to meet up and get to know your neighbors
Invite	4	Northeast	No	We enjoy taking grandkids to Phelan Park when they visit
Invite	4	Southwest	Yes	I think receiving info/flyers in my monthly water statement is and has been a great way to notify people of what's going on in the community. I'm glad you guys are reaching out to the community to see what interests us and our families. We need these t
Invite	4	Southwest	Yes	The playgrounds are not shaded and are directly in the sun making the slides extremely hot during the day. Also, I wish there was an area/trail around the park that my son could ride his bike on.
Invite	4	Southwest	No	Better senior's building and programs needed. Program for vets to get info about what they need.
Invite	4	Southeast	No	Would be interested in participating in various vendor's fairs. And with expanded hours to make it worth it. And events not just for kids/families.
Invite	5	Southeast	Yes	We could use an indoor pool and a splash pad
Invite	6	Northwest	No	It is an abomination that the amount of water I use per month, as a single adult, comes to between \$9-\$11 and the rest of my bill is for all the "garbage" that I don't use like parks, Senior Center, Movie Night, etc. Nobody asked me if I wanted these us
Invite	7	Southwest	Yes	Shade over playground and splash pad

Phelan Piñon Hills Community Services District Master Plan Survey

Survey	Years in Area (0=<1)	Area	Kids	Additional Comments
Invite	7	Southeast	No	An equine facility would be wonderful and there are a lot of horses and horse groups right here in Phelan
Invite	7	Southeast	No	Did not realize either community even had parks!
Invite	8	Northwest	No	A community swimming pool, like many other small communities have, especially in the desert, would be a wonderful improvement
Invite	10	Northwest	No	Due to the less than stellar results of the boards Chrom 6 decisions, I cannot support any additional fees, taxes or other charges. You guys stink.
Invite	10	Northeast	Yes	Yes, please we need a big park, fields, and sports
Invite	10	Southwest	Yes	A pool would be nice for the kids and adults
Invite	10	Southwest	Yes	Unemployment keep me carrying burdens that keep me out of the socialization loop
Invite	11	Northwest		PPH CSD should focus only on what is needed, which is water. The rest of the "Master Plan" is a waste of taxpayers \$\$\$!!!
Invite	12	Northwest	Yes	It would be great for our community to have a pool (aquatic center) and a sport complex with baseball and soccer fields
Invite	12	Northwest	No	It would be fantastic to have additional recreation facilities in our growing community. An Inside POOL would be fantastic as we have non in the area.
Invite	12	Northwest	No	No kids, do not care about parks
Invite	12	Northwest	No	Skip this whole game
Invite	12	Southwest	No	Your department doesn't actively recruit or nurture program creation
Invite	13	Northwest	No	We would like to have bus transportation to Southern California events and places like other Senior Centers do. However, we are aware that there's probably not enough people who could afford to go. I'm talking about places like Reagan Library, Walt Dis
Invite	13	Northeast	Yes	Eliminate PPHCSD board! They all use and abuse funds for travel, food, and their board meetings. Waste of our community \$\$\$ Check expence reports!
Invite	13	Northeast	Yes	We used to live in Redlands and they have a lot of great ideas: Redlands Bowl (summer evening events hosting plays, concerts, ballet, etc.); Univeristy Park as a pavilion for wedding, family reunions, etc; Norco has horse trails (a lot of people in Phela
Invite	13	Northeast	No	I'm not ready for Phelan to grow. We moved here to have a rural living lifestyle. I feel like this questionnaire is setting us up to expand the PPHCSD, raise rates, impose fees, and spend money on things that the locals don't want.
Invite	13	Northeast	No	Parks and recreation facilities and programs are very important for any community
Invite	13	Southwest	No	dog park! dog park!
Invite	13	Southeast	No	Have a lot of summer programs for kids- maybe field trips to water parks or zoo, naturally with a fee. When I was a kid, I was at the

Phelan Piñon Hills Community Services District Master Plan Survey

Survey	Years in Area (0=<1)	Area	Kids	Additional Comments
				park everyday. We even had a "clean up, paint up, parade, fix up." It was fun!
Invite	13	Southeast		Graffiti- punishment and fines only promotes anarchy type thinking with these violators. We need to re-think our strategies to fight this problem. All they want is a place to be heard. So let's give 'em one. Let's build a wall where graffiti is legal
Invite	14	Northwest		I believe a swimming pool would be the best for everyone but has to be inside. Seniors to babies could utilize a facility like that in our community. Even good for disabled persons if you have equipment for their participation.
Invite	14	Northeast	Yes	I would absolutely love if there was a roller skating pathway. Thank you for this survey and for your time and consideration.
Invite	14	Southeast	Yes	First of all, there aren't very many parks and recreational facilities and the community needs more! NO I do NOT want to pay anymore tax money towards parks and recreation facilities.
Invite	14	Southeast	Yes	Will the facilities be maintained for not only quality of the facility and program but for the quality of people using them? Sad thing to have to mention, but with no enforcement of quality usage it all goes to hell and no one wants to go.
Invite	14	Southeast	No	Have a park in each quadrant. Have plenty of shade, trees, picnic areas, and grass.
Invite	14	Southeast	No	Would like to see more Farmers Market/craft fairs on weekends when I can attend. Would like to see more craft, pottery, lapidary and metal classes offered.
Invite	15	Northeast	No	Make more programs and activities for seniors; make an indoor and outdoor pool, indoor for seniors that don't like the sun and an outdoor pool for seniors who do like the sun
Invite	15	Southeast	Yes	Need of programs like Boys and Girls Club for youngsters. Skate park so the kids aren't using the areas around stores!
Invite	16	Southeast	Yes	Improve "security"/safety at parks and parking lots
Invite	16	Southeast	No	If a pool was built it would benefit the community as well as Serrano (they could have a swim team) by charging admission, say \$5.00 per person. It would help with the cost.
Invite	16		No	The park in Pinon Hills is too isolated
Invite	17	Northeast	Yes	I believe we should really get a community pool, water park, and bowling alley/indoor skating rink so we can have more to do out here in Phelan/Pinon Hills and we won't have to drive far
Invite	18	Northeast	No	Would love to participate more and would pay fees for water exercise (pool); general interest classes; other senior activities. I believe Little League is best for children in the community.
Invite	18	Southwest	Yes	Needs more shade, water fountain, and restrooms
Invite	18	Southwest	No	Put in a therapy pool.
Invite	18	Southwest	No	This poll could have been constructed and, in some instances, it was a push-pull poll.

Phelan Piñon Hills Community Services District Master Plan Survey

Survey	Years in Area (0=<1)	Area	Kids	Additional Comments
Invite	18	Southeast	Yes	It is embarrassing and tragic that there are not tennis courts available in this community and hardly any in the entire high desert. Tennis is the one activity that is for everyone of all ages and backgrounds and is accessible to everyone when there are
Invite	18	Southeast	No	There seems to be a breakdown in communication regarding what is available locally
Invite	19	Northwest		Develop Sheep Creek Wash more with roads, anti-dumping signs, trails, etc. Have more mini-ponds, perhaps next to metal reservoirs for wildlife, fire control.
Invite	19	Southwest	Yes	Keep up the good work
Invite	20	Southeast	No	Indoor activities would be nice especially with the weather we have
Invite	21	Northeast	Yes	I am almost blind so using facilities is difficult
Invite	21	Southeast	No	I do not want to pay more property tax to support parks and recreation. PERIOD.
Invite	21	Outside of District	Yes	Need more activities/events/places for people to come together and enjoy themselves and the members of the community
Invite	22	Northeast	No	Please plant more trees. I was so disappointed that the trees at the post office were cut down.
Invite	22	Southeast	Yes	Community centers and/or parks in quadrants 1 and 2 would be nice
Invite	22		Yes	In order to keep our children active and healthy, we usually drive to Victorville or Hesperia. Our small town does not tend to the needs of young teens and other adolescents.
Invite	23	Northwest	Yes	Not enough activities for middle school kids
Invite	23	Northwest	Yes	Pave dirt roads
Invite	23	Southeast	No	Stop trying to make Phelan into a big city
Invite	24	Northeast	No	Expand and add additional parks; add more activities and services for seniors at Senior Center- seniors in area need activities available to them
Invite	25	Northwest	Yes	Why your involvement? Instead why don't you attempt to freeze or figure out how to lower fees?
Invite	25	Southeast	Yes	It would be nice to have a park in the Baldy Mesa Area. Also, some sort of swim facility would be great that you could pay everytime you go.
Invite	25		No	Road maintenance after rain or snow. Individual vehicle damage is severe because of road defect. Possible repair would be appreciated.
Invite	26	Southwest	No	Parks and recreation have been greatly improved since the inception of the CSD. From here it would be great to see the community be more active through intramural sports, boot camps in the park, and overall expanded facilities.
Invite	27	Northeast	Yes	Is there a map showing the location of parks and recreation facilities?

Phelan Piñon Hills Community Services District Master Plan Survey

Survey	Years in Area (0=<1)	Area	Kids	Additional Comments
Invite	27		Yes	So many other communities take pride in making sure it is nice looking and functional for all age groups. I have lived here for many years (5th grade and up). I am 37 yrs old, the town has looked the same except a few new fast food places. We drive down the hill for everything because there is nothing here. Maybe it's time for Phelan to put some money into improving it. Make the town cute and clean. Even our schools need improvement, we have out grown them. Rebuild! Stop adding crazy buildings or keep out of district kids out. We have ONE high school for Phelan, Phinon Hills, Wrightword, Baldy, and East Oakhills.
Invite	28	Northeast	No	We need a safe place to walk or exercise programs
Invite	28	Southwest	Yes	I really have no idea what the PPHCSD does. We're not in the water district so I guess we don't get any news about it. We go to the Farmer's Market, that's the extent of it. We use parks and trails in Wrightwood.
Invite	28	Southwest	No	Sadly, I don't know enough about this to even make a comment
Invite	28	Southeast	No	I feel parking is very important to the Phelan Community Center, especially by the CSD building which is not wide enough
Invite	29	Southeast	No	Mailings would most likely help to know what's going on for the month
Invite	30	Northwest	Yes	I think our two parks are ok for being small and stuffed into corners. I think a pool would bring in tons of revenue because it gets so hot during the summer.
Invite	30	Northwest	Yes	I'm 97 and still like to go see things, but being informed would be my best choice, mail, flyers. I wish I could help more but I'm on a very limited income, so I just don't know what else I could do, besides pray.
Invite	30	Northeast	Yes	I've lived here 30 years. We were here before Johnson Rd was paved. I wish we never moved up here to the desert. Too hot and the people here in Phelan are awful. Now the desert has deteriorated so bad. So much crime and people drive too fast and dange
Invite	30	Southwest	No	Increase our taxes to get the streets paved
Invite	30	Southeast	No	How about some bike lanes, paths. The same need is there for walking.
Invite	30	Southeast	No	Make them dog friendly; add tennis courts; add walking paths with benches
Invite	30	Southeast	No	We would love to have a public use pool
Invite	31	Southeast	No	We need to construct a community swimming pool for our area in summer and winter. This idea was presented to Snowline to mix with school sports but they rejected the idea. The WWCC is a limited membership.
Invite	31		No	Love the parks in our community. Very clean. Love the Farmers Market.

Phelan Piñon Hills Community Services District Master Plan Survey

Survey	Years in Area (0=<1)	Area	Kids	Additional Comments
Invite	32	Northwest	No	I would appreciate summer music in the park
Invite	32	Northeast	No	Parks are always closed. Poor conditions, no greenery, dry.
Invite	32	Southeast	No	Children and adults need a recreational swimming pool, both exterior and heated interior. The school has NO facilities. That stops any aquatic sports activitis for our area.
Invite	32	Southeast	No	I think the Phelan Park has gotten better and better over time
Invite	32	Southeast	No	Provide programs in lieu of tax hike on a pay as you play to provide services
Invite	32	Southeast		I'm concerned that aquatic facilities are mentioned as we already have water restrictions. We live in an open area. Why the need for sponsored trails and/or more parks?
Invite	33	Southwest	No	I feel the general feeling of people who go in to pay water bills would improve if the friendliness and courtesy of clerks improved. Many think it's CSD dollars that fund programs, etc. This need to be public information that it is not so.
Invite	33	Southeast	No	The Phelan Park appears clean and well maintained. Many of my young students and families use the park. Water play would be a wonderful addition.
Invite	33	Outside of District	No	For size of community, seems you are doing great job
Invite	34	Northwest	Yes	I am a FOB (friend of library) and our biggest challenge is advertising our events/functions. We need your ad support!!! These programs are for EVERYONE- children, seniors, teens, any race, color, etc.
Invite	35	Northeast	Yes	A pool would be awesome, keep all age grounds busy so kids don't get into trouble or do bad things.
Invite	35	Southeast	Yes	I am a retired parks and rec community services manager for City of Irvine. I ran facilities for 25 years. I will attend future park master plan meetings. Funding all of this will be your main issue.
Invite	36	Northwest	No	Don't really use parks! My home has plenty of space for gathering and recreation. Parks should be open dusk to dawn with activities for kids to help keep them out of trouble. I have attended composting workshop, thought that was good.
Invite	36	Northwest	No	We would love and use a swimming pool
Invite	38	Southeast	No	Thank you for offering this questionnaire. We hope to see an improvement in our facilities in the future!
Invite	39	Southwest	Yes	We have a good start, as the community grows, so will our parks and rec
Invite	39	Southeast	No	We like the rural atmosphere. Do not want to turn into the city.
Invite	46	Southwest	No	Needed for family- fun areas and picnic
Invite		Southwest	No	It's wonderful for area! So glad you've taken the time to do this thorough survey. Is the goal to develop a town?
Invite			No	I didn't know there were any

Phelan Piñon Hills Community Services District Master Plan Survey

Survey	Years in Area (0=<1)	Area	Kids	Additional Comments
Invite			No	Not involved with this community
Invite				Stop wasting tax money on your bullshit! I don't like any government. You steal from me. Johnny J Hoffman
Open	4	Southeast	No	Before thinking about any parks and recreating facilities and programs, this community needs to have a sufficient medical facilities, e.g. urgent care or regional hospital, to provide services to local resident. In any event of accident from local parks or recreating facilities, what's the solution for medical treatment for ill persons. Before any 'fun' time comes, safety measure must be evaluated and situated, so when the community promotes parks and recreating facilities, residents and guests can utilize the program in peace of mind.
Open	4	Southeast	No	roller hockey rink in any plans?
Open	5	Northeast	No	I'll help!
Open	5	Southwest	No	Parks are important!
Open	6	Northwest	No	Make sure the people paying into it can enjoy it. You may want to do something about the vagrants and homeless population that are camping out in bushes and structions that will ruin a park area.
Open	6	Southwest	No	I would like a dog park, a botanical garden type park and maybe an arts festival.
Open	7	Southwest	No	We need a movie theater in our area
Open	7	Southeast	No	I think a swimming pool would be the best option. You could give lessons and have a swim team. Could do water ballet for seniors and then have open swim time too. If it was indoor this could be all year round.
Open	10	Southeast	Yes	We are a rural community and I believe we need more rural facilities. Don't give us intercity parks and recreation facilities that kids cant get to because they live to far away. Spend money on good facilities that make sense. We haven't had a Rodeo for years now and the new location of the car show and carnival suck. Those were things my kids and I used to look forward to every year. I would love to see the community buy a nice big flat parcel where they could install an equestrian aria, hold Rodeos, Carnivals, Rodeo Queen contest, Barrel Races, Ropings and all sorts of activities. But please don't turn us into another cookie cutter city where we spend money on parks for bums and drug dealers. Thanks for your consideration.
Open	11	Northeast	Yes	The community events should be more inviting to diverse populations.
Open	11	Northeast	No	Not at this time
Open	11	Southeast	Yes	I don't feel that PPHCSD communicates Well with the working community meny of us work 70 Hr + a week you need to reach out to us and make it ezy most of us all ready work to hard to have to look for community events

Phelan Piñon Hills Community Services District Master Plan Survey

Survey	Years in Area (0=<1)	Area	Kids	Additional Comments
Open	12	Northwest	Yes	Advertising at schools would be great. I flyers sent home. Community has with local churches would help advertise as well.
Open	13	Northwest	No	Keep up the good work.
Open	13	Southwest	Yes	we need pharmacies, hospitals and supermarkets
Open	13	Southeast	No	I would be willing to pay a reasonable fee to attend a class that I have a personal interest in, but I would not be willing to pay an extra dime for fees, taxes, bond measure, or anything else to cover costs. If the funds you collect from our property taxes are not enough to cover existing costs then you simply have to stop spending money.
Open	14	Northeast	No	I think Phelan is a wonderful town. It's seems to be growing and catching on but it needs more to attract the community together and offer activities that enhance a great sense of Community, making it a great place to raise a family.
Open	15	Northeast	Yes	Join social media if you haven't reach out to schools and churches
Open	15	Northeast	No	In reality the drug addicts and homeless in the area are a huge issue I've seen them sleep at the park and maybe to use the faacility should cost money if it ensures someone will ensure the place is clean and no one will be leaving trash or camping out there
Open	16	Southwest	Yes	Having an indoor recreation location for basketball and having more classes for all ages would be great for the community. Let's face it summer is so hot, that nobody is eager to go out in the blazing sun. Summer brings out the worst in the high school crowd, and they could benefit with mentoring programs and career preparation.
Open	18	Northwest	No	Please add equestrian facility. I believe a gray was already received so when do we get the facility?
Open	24	Southwest	Yes	I have seen the parks improve so much over the years. They provide everything our little community needs in the way of outside activity. the trees, the grass, it's all beautiful. Most people don't get the huge trees and shade and grass at home so we so appreciate it. a pool is the only thing i wish we had, so kids could learn to swim and kids could hang out in the summer. not everyone can afford the country club :)
Open	24	Southwest	No	A wishlist is nice, but practically, the area probably could not support the facilities mentioned. People get together at their homes more than public places. Activities for young people are probably more important.
Open	24	Southwest	No	Thanks for hosting the Farmer's Market, I go there often.
Open	24	Southeast	No	Add a pool! Add yoga and fitness classes
Open	25	Northwest	Yes	We need true parks with trees as well as true youth sport facilities and equestrian facilities

Phelan Piñon Hills Community Services District Master Plan Survey

Survey	Years in Area (0=<1)	Area	Kids	Additional Comments
Open	25	Southwest	Yes	I just think a pool would provide a cool down center for so many people who live without ac our swamp coolers. It would also provide a year round place for indoor activities away from the elements
Open	27	Northwest	Yes	We dont need anymore added fee's. We would love to have a pool center and more parks but if it means our bills going up more then \$5 it is to much. I rather it stay as it is with the one park.
Open	27	Northeast	No	wpitzler@gmail.com
Open	27	Southeast	No	Posting events/happening in local paper
Open	30	Northeast	No	need park at north side of town
Open	30	Southeast	Yes	Glad to see some studies taking place, The area has exploded with residents in the past 15 years andyet the community services just are not there... or they re being violated by druggies or homeless so families don't want to use.
Open	32	Southeast	No	most of us live on 2.5 acres or larger and in my opinion, it is not necessary to have additional park services - no one would be happy with more taxes.
Open	32	Southeast	No	The facilities are clean and well kept.
Open	33	Southeast	No	A dog park would be nice.
Open	35	Southwest	No	Dog park would be nice.
Open	35	Southwest	No	Let's get a pool!
Open	38	Southwest	No	Just keep working on it.
Open		Northeast	No	Thanks for taking on this important oppportunity to better serve the community!
Open		Southwest	No	Great to have more activities for teens
Open		Southeast	Yes	I really think a dog park would bring a lot of people together.
Open		Southeast	Yes	We need basketball
Open			No	I think money could be spent in different ways to help the people of the high desert enjoy the desert life.

Appendix: Open-Ended Comments

**PHELAN PIÑON HILLS COMMUNITY SERVICES DISTRICT
MASTER PLAN SURVEY – TEEN VERSION**

Table of Contents

What activities do you typically engage in at Phelan/Piñon Hills parks?	1
Please indicate whether you have a need or a desire for the following. (other)	3
What are the most important areas that, if addressed by PPHCSD, would increase your use of Phelan/Piñon Hills parks and recreation facilities? (other)	4
Do you have any specific comments on changes that would increase your satisfaction levels?	4
How do you currently receive information on parks and recreation facilities, services, and programs? (website, other)	7
Do you have any further comments about parks and recreation facilities and programs in Phelan/Piñon Hills?	7

What activities do you typically engage in at Phelan/Piñon Hills parks?

Area	Familiarity with PPHCSD	Park Activities 1=Not at all familiar, 5=Very familiar
Northwest	1	Basketball and grass areas to play ball
Northwest	1	Eat lunch
Northwest	1	Movie night
Northwest	1	Playing playground kids skate
Northwest	2	Basketball
Northwest	2	Basketball
Northwest	2	Basketball
Northwest	2	My daughter loves the playground at the park by the water district building.
Northwest	3	Football
Northwest	3	Picnic
Northwest	3	Playground
Northwest	3	Playground
Northwest	4	Park equipment , baseball
Northwest	5	Baseball and basketball
Northwest	5	Baseball softball
Northwest	5	Basketball baseball running
Northwest	5	Birthday party, basketball, playground
Northwest	5	Family
Northwest	5	Monkey bars
Northeast	1	Field
Northeast	1	Play area
Northeast	1	Play softball
Northeast	1	sport's
Northeast	1	Swing set
Northeast	1	The grass area, basketball court, and swings.
Northeast	2	Basketball, playground
Northeast	2	Farmers market
Northeast	2	playing games with thw family.
Northeast	3	4h, farmers market ,football ,playground ,swings
Northeast	3	Events and park use
Northeast	3	Events and park use
Northeast	3	Football or Sports sign ups
Northeast	3	No
Northeast	3	Playground equipment, picnic tables, basketball court, horseshoes.
Northeast	3	Playing basketball
Northeast	3	Softball, baseball and soccer
Northeast	3	Swings, youth activities, playground equipment
Northeast	4	Soccer

Phelan Piñon Hills Community Services District Master Plan Survey – Teen Version

Area	Familiarity with PPHCSD	Park Activities 1=Not at all familiar, 5=Very familiar
Southwest	1	I think you guys should bring a skate park back for the youth
Southwest	1	Running, basketball
Southwest	1	Summer movies, weekly swap meet
Southwest	1	Totez wutevz
Southwest	2	Laying in the grass, basketball, soccer, football,
Southwest	3	Basketball
Southwest	3	Kids swing set and slides
Southwest	3	Play ground, BBQ
Southwest	3	Playarea
Southwest	3	Playgrounds and sports fields
Southwest	3	Playgrounds/walkways with dogs/@phelan park we like the games available in office
Southwest	3	Run around - relax- enjoy the green grass
Southwest	3	Unfortunately they is not enough space or recreational area to enjoy it to the max, and due to that
Southwest	4	Community events/ music
Southwest	4	Lunch, Meetings, Music
Southwest	4	Park
Southwest	4	Play set, grass area
Southwest	4	The grass area
Southwest	5	Kids play ground, soccer field
Southeast	1	Baseball
Southeast	1	Basket ball
Southeast	1	Basketball
Southeast	1	Hang out with friends
Southeast	1	Peer leaders activities for Serrano peer leaders program
Southeast	1	Playground
Southeast	1	Relaxing, eating lunch people watching
Southeast	1	School field trip
Southeast	1	Skateboarding. No where else to.
Southeast	1	Swinging, soccer, football
Southeast	1	Taking my girls to the park
Southeast	1	We go with our mother to have lunch.
Southeast	2	Basketball
Southeast	2	Basketball
Southeast	2	Basketball bbq field for Frisbee
Southeast	2	I take my kid to ride her bike
Southeast	2	Kids play, walking track
Southeast	2	Play basketball, used the kids playground equipment
Southeast	2	Play on the jungle gyms and swings
Southeast	2	Playground and basketball court

Phelan Piñon Hills Community Services District Master Plan Survey – Teen Version

Area	Familiarity with PPHCSD	Park Activities 1=Not at all familiar, 5=Very familiar
Southeast	2	Relaxation reading
Southeast	2	Soccer
Southeast	2	Walk my dog and take nieces abd nephews to play at the park
Southeast	3	Baseball/basketball
Southeast	3	Playground
Southeast	3	Playground and borrowing equipment
Southeast	3	Sports
Southeast	4	Baseball
Southeast	4	Baseball
Southeast	4	Basketball
Southeast	4	Basketball, swings, monkey bars
Southeast	4	I like to take my son to the Phelan Park. I wish it bigger with small jogging/walking trails around
Southeast	4	Not much, not designed for teens and not big enough for sports
Southeast	4	Parkour/freerunning and just hanging out with friends
Southeast	4	Playground
Southeast	5	None
Southeast	5	Phelan park
Outside of District	1	Have taken and eaten my lunch in the park
Outside of District	1	Liesure wlk
Outside of District	1	Playground
Outside of District	1	Used facility
Outside of District	3	Picnic
Outside of District	4	Kids playing
Outside of District	4	Walks through out park
Outside of District	5	Play time

Please indicate whether you have a need or a desire for the following. (other)

Programs Needed or Desired (other)
Baseball
Cross country park
D III
HomeRepairAssistance
Horse related events
Swim swim swim
Youth sports for physically disabled children

What are the most important areas that, if addressed by PPHCSD, would increase your use of Phelan/Piñon Hills parks and recreation facilities? (other)

What Would Increase Your Use of Parks and Recreation Facilities (other)
A nice large park with multiple use
Baseball fields
Hiking trails
More recreational parks in the area, with bigger space for activities
Pool
Pphcsd has no source of income to fund any of this.
Skate park

Do you have any specific comments on changes that would increase your satisfaction levels?

Area	Familiarity with PPHCSD	Changes that Would Increase Your Satisfaction Levels 1=Not at all familiar, 5=Very familiar
Northwest	1	1. Light in bathrooms and better ventilation. 2. Some light shade over the playground equipment.
Northwest	1	More places for kids to play ride scooters
Northwest	1	We need baseball fields with lights.
Northwest	1	We need more teen activities. There is Nothing for us to do in this town. Maybe a nicer restaurant for us to go to before and after a HS dance
Northwest	2	More variety of parks, especially with a horse arena closer to my residence (Northwest area).
Northwest	3	Pools
Northwest	4	I would love to see a sports complex for our kids, soccer fields , baseball/softball fields, swimming pool, a safe place for kids to be kids.
Northwest	4	More programs and activities like Hesperia.
Northwest	5	Have more fields
Northeast	1	More parks and rec areas with good lighting and security
Northeast	1	More things to do. Bigger. More activities. Indoor pool?
Northeast	1	We need a big park with fields for sports and and please finish paving Duncan rd.
Northeast	2	More age oriented activities for children 7-14
Northeast	3	More activities for working families, youth, and elderly in the community. An equatics program
Northeast	3	Need more after school teenage problems
Northeast	3	The area really needs opportunity for swimming/lessons.
Northeast	3	We need a multi sports facility in this area.
Northeast	3	We really struggle for sporting event fields. The schools make it difficult to use them and we teens donor have any where to go so we travel to other city parks.

Phelan Piñon Hills Community Services District Master Plan Survey – Teen Version

Area	Familiarity with PPHCSD	Changes that Would Increase Your Satisfaction Levels 1=Not at all familiar, 5=Very familiar
Southwest	1	Build a Community Center and Aquatic facility that could house the programs and offerings previously specified.
Southwest	1	Dog parks and nice areas for kids to play would be great!
Southwest	1	Free activities
Southwest	1	Lower fees
Southwest	1	More stuff to do, better shades, bathrooms places to barbecue
Southwest	1	Resident of 7 months and did not know of recreational programs or parks existed. TY
Southwest	1	Safer areas for children where the druggies don't hang out.
Southwest	1	Stop wasting money and focus on delivering water at reasonable rates while maintaining our rural lifestyle
Southwest	1	Would like a green park with shade trees, grass, sport areas, sitting areas
Southwest	2	There needs to be some kind of security at the park
Southwest	3	I think a swimming facility would be something that would be amazing for the children and teens that had swim lessons available.
Southwest	3	The community needs an aquatic center
Southwest	3	This city is has no areas for families, for teens, for children to gather and enjoy outdoors activities such as parks, swimming area, sports are even limited due to fact there is no parks. So sad when you see how much space is out in phelan and Pinon hills no it is not put to good use.
Southwest	3	Water in the form of streams or ponds or pools would be nice. More shade and better equipment. More fields and walking trails.
Southwest	4	I would like to see more bathrooms at the parks. Better lighting for the evenings.
Southwest	4	Put in pools
Southwest	4	The quality of the parks are very poor. The play ground is very small and ment for children under 8! Just because we live in a small desert town doesnt mean our parks have to be low standards. Desert landscape and trail throught out the town would be nice also. Phelan can be a cute town, maybe some of the home owners tax dollars can be put to good use in this town. And to hold bussiness property owner to upkeep their buildings!
Southwest	5	Horse showing facilities, true dedicated ball park. Baseball/softball/soccer
Southwest	5	More green grass, shades areas, indoor gymnasium with various activities for kids of all ages, swimming pool, baseball fields, soccer fields, trails, various playgrounds for different age groups, benches, tables, restrooms
Southeast	1	A pool would be great! Thanks
Southeast	1	Just make some 'PARKS' w/efficient lighting & restrooms...
Southeast	1	More activities, more options
Southeast	1	More summer events and communication to the residents would be nice
Southeast	1	Need larger grass area

Phelan Piñon Hills Community Services District Master Plan Survey – Teen Version

Area	Familiarity with PPHCSD	Changes that Would Increase Your Satisfaction Levels 1=Not at all familiar, 5=Very familiar
Southeast	1	Parks closer to home
Southeast	1	Restrooms Lights for baseball
Southeast	1	We need programs for the kids.
Southeast	1	What parks ?
Southeast	2	A pool should be built to provide swimming lessons for our youth. A lot of families in Phelan have to drive all the way to Hesperet or Apple valley for a decent swimming program.
Southeast	2	Family activities sound great. Haven't thought much on the matter but perhaps something families in the community can do together. My 6 and 8 year old would like silly things. Maybe karaoke or dress up games. Not too sure right now
Southeast	2	I don't use facility or go to the park very often.
Southeast	2	More activities and access to programs
Southeast	2	More parks with proper lighting and shade for the summer
Southeast	2	More youth activities
Southeast	2	Need to offer more classes and services.
Southeast	3	Bigger park
Southeast	3	I large community multi use park off Phelan rd. Cross country size so Serrano can host large meets. With large meets means money for the park
Southeast	3	If there was more variety offered and stuff for teenagers to do
Southeast	4	More amenities and more play structures. A splash park would be great!!
Southeast	4	We need some type of nice, large park with walking paths so we can walk and take our kids. Grass, trees, large a spread out type park not like the one next to the community center. We don't even go there. What we have done is became Wrightwood country club members. We pay \$625.00. Wish we had a place similar to that here in Phelan. But there's grass and big shade trees, picnic areas.
Southeast	5	Build a pool!
Southeast	5	Offer more programs for the youth. Swim/aquatic would be great for the community.
Outside of District	1	I did not use these facilities in the last 2 years.
Outside of District	1	I don't live in that area. So it makes no difference to me. Thank you
Outside of District	1	Well since i really havent used or heard of any programs its really hard to give an opion on what I think. Just because i technically live in baldy area doesnt mean i wouldnt like to know what you offer. Thanks
Outside of District	2	Phelan has a big baseball community We need a nice, big fields without having to depend on local school fields. As we get older, we need fields to host baseball tournaments, it would also bring money in for the community (so my parents say)
Outside of District	3	Pool
Outside of District	5	We need more kids oriented places and activities.

How do you currently receive information on parks and recreation facilities, services, and programs? (website, other)

Current Information Source
Phelan website
Snowline school dist website
Flyer water bill
In my bill
Little flyers in our water bill once a month
My daughters mother
My water bill
Never really heard of it
Parents telling us
Snowline Joint Unified School District text message
Snowline school district
Text from Snowline school district
Water bill insert
With water bill

Do you have any further comments about parks and recreation facilities and programs in Phelan/Piñon Hills?

Area	Familiarity with PPHCSD	Additional Comments 1=Not at all familiar, 5=Very familiar
Northwest	1	All year Swim facility would be very beneficial to our community. I would pay for a membership, to assist with maintenance and upkeep.
Northwest	1	Community is growing need more for our children to do go
Northwest	4	I hope this dream can become a reality for our tri-community .
Northwest	4	Would love to see growth.
Northwest	5	Make more facilities
Northeast	1	Our community needs baseball facilities there is no excuse why we shouldn't have any.
Northeast	1	Theater, stores and gas station.
Northeast	2	Maybe equipment to rent use borrow
Northeast	3	I think it would be great for the community to have aquatic especially in the summer when it's hot and kids have nothing to do
Northeast	3	More middle school activities
Northeast	3	We need a multi sports facility in this area.
Southwest	1	At least have two really good ones where the community can enjoy.
Southwest	1	Make safe areas for our children.
Southwest	1	Stop stealing money

Phelan Piñon Hills Community Services District Master Plan Survey – Teen Version

Area	Familiarity with PPHCSD	Additional Comments 1=Not at all familiar, 5=Very familiar
Southwest	1	This text format would be a great way to blast the services of the phcsd to the community in a brochure or event calendar because I have no idea how they advertise currently and therefore have no idea what they offer.
Southwest	1	Thk you for the oppourtunities of a safe recreational parks
Southwest	1	Would like to visit Pinon Hills Community Center. It's never open. We need a fire department that is open to the public.
Southwest	2	There needs to be more family activities that everyone can be apart of. More security at the park along with better lighting
Southwest	3	Dont raise water rates. All the additional programs are great but they come at a cost. Charge for use of program / facilities
Southwest	3	I receive a lot of info\flyers about what's going on in my monthly water statement. It wasn't in the options to choose from
Southwest	3	Please create and develop parks that have baseball fields, soccer fields, tennis fields for our teen and kids. Facilities for dance classes, chess class, movies, etc. Pools for children to learn water safety and how to swim. There is nothing in theses cities for our youth, please invest in our youth so later our youth can invest in our communities.
Southwest	4	Antelopevalley.com sends out a great e-mail to keep people up to date with the activities going on.
Southwest	4	Having high quality parks and activities would help keep kids out of trouble and drug use. There is nothing for them to do here so they find bad things to occupy their time. I have lived in Phelan for 27 years, the town has only improved by a few, I think its time the town starts investing in its self. How about having an actual sporting area, like quality soccer fields, baseball parks, football fields instead of using crapy school fields, I can go on and on. Even the quality of school building are poor. We have out grown them and instead of investing in better quality buildings, the district just adds a portable one. Its time for Phelan to step up and build a nice town.
Southwest	5	I would like to see an expanded recreational facilities that offers swimming classes for the youth.
Southeast	1	Activities for adults.
Southeast	1	I would like to volunteer in future events in my community
Southeast	1	No, but a public pool would be great! Thanks.
Southeast	2	Can we get soccer nets put up so kids that play soccer have somewhere to practice
Southeast	2	Wish we had more parks with more equipment for all ages to use, not just little-kid play equipment. Like maybe rockwalls or obstacle course type stuff.
Southeast	3	We need to keep our disabled children active and not being discouraged being left out of school sports because of a physical handicap
Southeast	3	Would love to see some baseball/softball fields built!

Phelan Piñon Hills Community Services District Master Plan Survey – Teen Version

Area	Familiarity with PPHCSD	Additional Comments 1=Not at all familiar, 5=Very familiar
Southeast	4	A community events billboard at Sheep Creek Rd and Phelan Rd would be a great way to get information out to the community.
Southeast	5	Baldy Mesa needs a recreational building that offers programs, classes, etc for he community. It will help our children with activities during summer etc
Outside of District	1	The area needs a better park for kid and family oriented amenities.
Outside of District	3	We need a pool. All children need to know how to swim. It is life-or-death situation and early lessons will improve the outcome of any disasters. We have too many non-swimming children in our community and there should not be a reason why. There just isn't a pool nearby.
Outside of District	5	A pool for the high school and residents would be great.