

## DISTRICT PROFILE

### History

In February 2008, the citizens of Phelan and Piñon Hills overwhelmingly voted to separate the Water, Parks and Recreation, and Street Lighting Districts from the County and create a Community Services District. The Phelan Piñon Hills Community Service District was established through an election on February 5, 2008. With an 81% approval rating. The voters approved the formation of the District as a consolidation of three Special Districts: Zone-L70 Water, CSA-9 Phelan Parks and Street Lighting and CSA56-F1 Piñon Hills Parks. In 2012 the District activated Solid Waste and Recycling services.

The consolidation enabled the communities to establish a form of self-governance while maintaining their individual rural integrity. The 128 square mile District is the largest Community Service District in San Bernardino County. In March 2008, the Phelan Piñon Hills Community Services District was formed (LAFCO Resolution 2994), with a five-member Board of Directors elected to govern the District.

### Governance

The District is governed by an elected, five-member Board of Directors. Board members are elected to a four year term, participating in the election process during odd years.

The Board of Directors' regularly scheduled meetings are on the first and third Wednesdays of each month at 6pm in the Phelan Community Center. Additionally, the Directors are assigned to at least two standing committees and some serve on ad hoc committees as needed. The committees have regularly scheduled monthly meetings for Engineering, Parks & Recreation, Government Affairs, and Finances. These meetings are open to the Public whom are encouraged to attend.

### District Services

The District provides the following within its service area:

- ◆ Water
- ◆ Park and Recreation
- ◆ Street Lighting
- ◆ Solid Waste and Recycling

## BOARD OF DIRECTORS

	Term Expires December
<b>Rebecca Kujawa</b> President	2024
<b>Deborah Philips</b> Vice President	2022
<b>Kathleen Hoffman</b> Director	2022
<b>Charlie Johnson</b> Director	2022
<b>Mark Roberts</b> Director	2024

## DISTRICT MANAGEMENT

<b>Donald Bartz</b> General Manager
<b>Lori Lowrance</b> Assistant General Manager/CFO
<b>Kim Ward</b> Human Resources Manager/Executive Secretary
<b>George Cardenas</b> Engineering Manager
<b>Sean Wright</b> Water Operations Manager

## MISSION STATEMENT

*The mission of the Phelan Piñon Hills Community Services District is to provide authorized services and maximize resources for the benefit of the community.*

Please visit the District's website at [PPHCSD.ORG](http://PPHCSD.ORG) for additional information and upcoming events.



**Phelan Piñon Hills  
Community Services District**

# 2022/2023 BUDGET



**WATER  
PARKS AND RECREATION  
STREET LIGHTING  
SOLID WASTE AND RECYCLING**



**Phelan Piñon Hills Community Services District**  
4176 Warbler Road, Phelan, CA 92371  
760-868-1212

***Budget in Brief***

# By the Numbers

# FY 2022/2023 Budget in Brief

## Phelan Piñon Hills Community Services District

### Water System:

Number of Pressure Zones	17
Miles of Water Main	353
Reservoirs	35
Wells	14
Booster Stations	25
Booster Pumps	69
Pressure Reducing Stations	32
Service Connections (Meters)	7,189

### Parks and Recreation Facilities:

Number of Parks	2
Number of Community Centers	2
Number of Senior Centers	2

### Street Lighting:

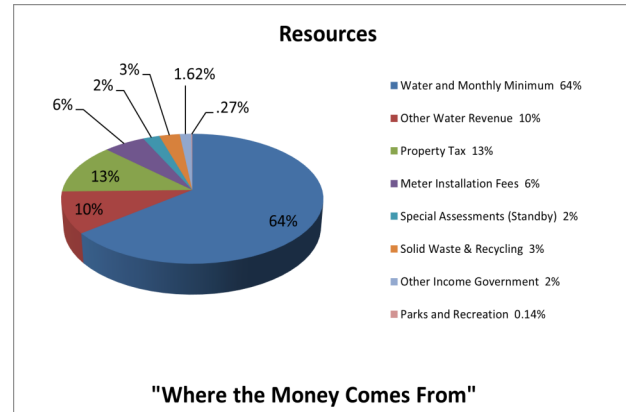
Number of Street Lights	92
Number of Lights at RR Crossings	1

### Solid Waste and Recycling:

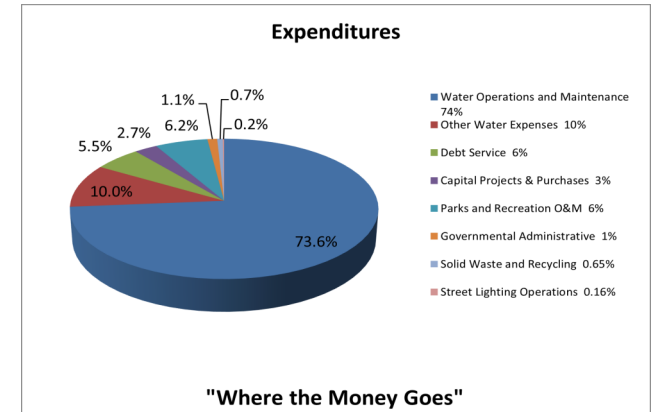
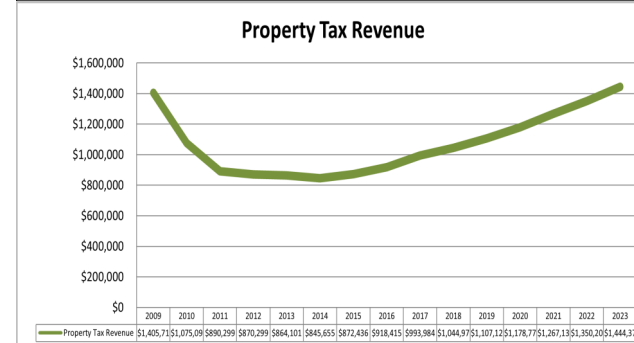

Number of Residential Customers	4,909
Number of Commercial Customers	116

### Misc. Statistical Information

Population	25,316
Service Area	128 square miles
Employees	26 Full Time , 1 Temp
Enterprise Fund Budget	\$9,459,996
Government Fund Budget	\$ 920,157
Capital Budget	\$ 305,300



Revenue	2022/2023
Water and Monthly Minimum 64%	\$7,786,089
Other Water Revenue 10%	\$1,252,094
Property Tax 13%	\$1,518,549
Meter Installation Fees 6%	\$707,920
Special Assessments (Standby) 2%	\$293,980
Solid Waste & Recycling 3%	\$349,040
Other Income Government 2%	\$196,398
Parks and Recreation .14%	\$16,640
<b>TOTAL REVENUE</b>	<b>\$12,110,711</b>



Expenditures	2022/2023
Water Operations and Maintenance 74%	\$8,329,077
Other Water Expenses 10%	\$1,130,919
Debt Service 6%	\$625,392
Capital Projects & Purchases 3%	\$305,300
Parks and Recreation O&M 6%	\$699,319
Governmental Administrative 1%	\$128,822
Solid Waste and Recycling .65%	\$73,613
Street Lighting Operations .16%	\$18,403
<b>TOTAL EXPENDITURES</b>	<b>\$11,310,845</b>

