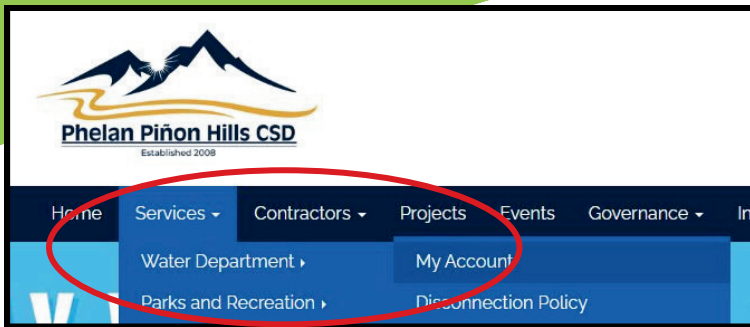


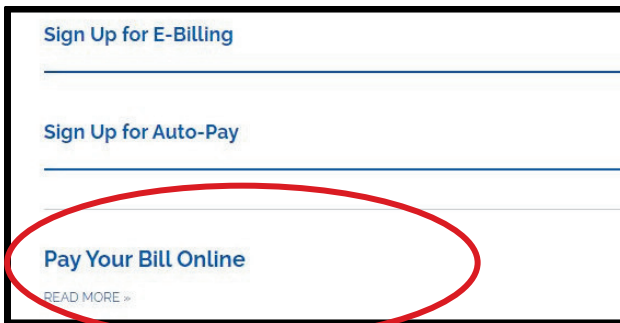
Ready to Take Control of Your Water Bill?

Monitor Your Usage • Set Billing & Consumption Thresholds • Sign Up for Leak Alerts

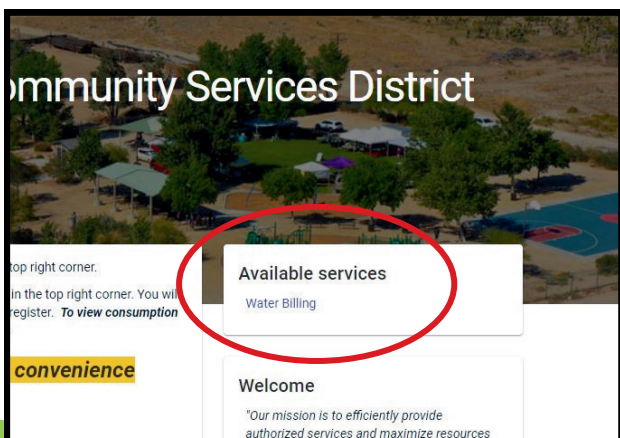
Follow these steps to log into your customer portal where you can view your consumption graph, pay bills, and sign up to be notified when you have a leak or reach your chosen threshold.



1. Go to www.pphcsd.org and select “My Account” from the menu.



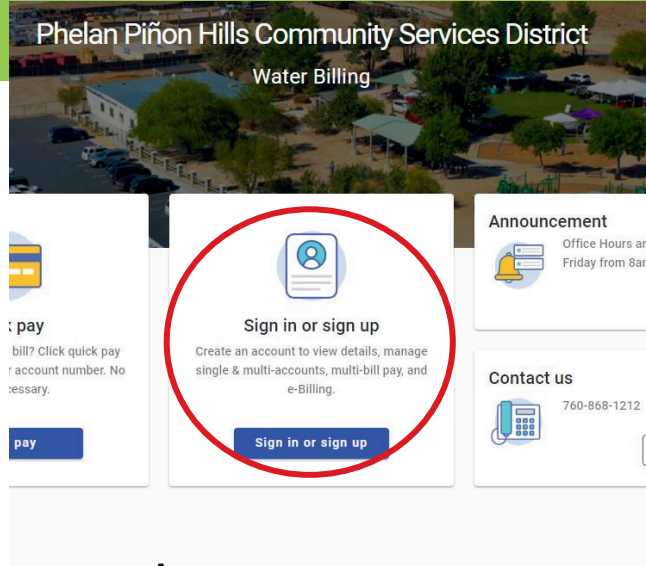
2. Select “Pay Your Bill Online”.



3. When the new page loads, select “Water Billing”.



4. Select "Sign In or Sign Up".



5. If you have not registered you will need to register for an account.

Phelan Piñon Hills Community Services District

Register

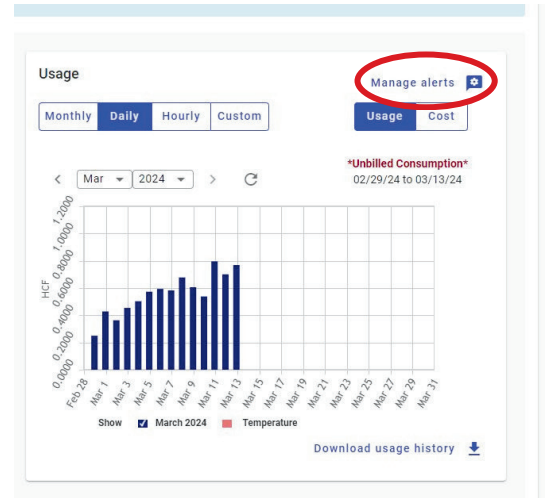
Email required
john.smith@example.com

Password required
Password

Confirm Password required
Confirm Password

Name

6. To sign up for alerts select "Manager Alerts".



7. Select which alerts you would like to receive

Receive alert if estimated billing amount exceeds

Billing threshold 80
Your average bill for the last 12 months was \$416.00. Your highest bill in the last 12 months was \$664.00.

Consumption Threshold Alerts

Notify me if my daily usage exceeds

Water (HCF) 3.10
Average daily use = 3.10 HCF

Notify me if my monthly usage exceeds

Water (HCF) 90.00
Average monthly use = 90.00 HCF

Cancel Sign up

8. Scroll to the bottom and select "Sign Up".

